

Atlantic Sun Conference





CSS Game of the Week – Lipscomb at Belmont

Standings	-----Conference-----					-----Overall-----				
	W	L	Pct	PF	PA	W	L	Pct	PF	PA
Belmont	11	2	..846	84.6	76.2	19	8	.704	81.3	75.4
Jacksonville	10	3	.769	75.4	68.2	14	11	.560	70.6	71.6
ETSU	9	5	.643	78.1	73.8	15	12	.556	77.9	76.2
Gardner-Webb	8	5	.615	76.8	71.3	14	13	.518	70.8	69.5
Stetson	8	5	.615	68.2	68.2	13	15	.464	64.2	68.5
Lipscomb	7	6	.538	73.0	72.9	13	14	.481	75.8	76.4
Mercer	6	8	.429	77.1	77.6	11	16	.407	77.8	79.3
Kennesaw State	6	8	.429	73.1	71.2	9	19	.321	65.7	72.8
Campbell	5	8	.385	71.8	77.7	10	16	.385	66.5	73.7
Florida Gulf Coast	5	8	.385	71.5	77.8	9	18	.333	68.2	76.0
USC Upstate	5	9	.357	62.8	64.9	7	21	.250	61.9	70.2
UNF	0	13	.000	61.1	75.3	2	24	.077	58.4	73.5


Thursday Results

Kennesaw State 63, UNF 54
 Jacksonville 96, Mercer 87 (OT)
 USC Upstate 79, Campbell 58
 Gardner-Webb 96, ETSU 70

Saturday Schedule

Kennesaw State at Jacksonville, 3:30pm 
 Tennessee Tech at ETSU, 4:00pm 
 Mercer at UNF, 4:15pm 
 Florida Gulf Coast at Stetson, 4:30pm 
 USC Upstate at Gardner-Webb, 8:15pm

Friday Schedule

Lipscomb at Belmont, 6:30pm CT 

Monday Schedule

ETSU at Campbell, 8:15pm 

Highlights from Thursday's games:

Kennesaw State 63, UNF 54

The Owls ended a 14-game losing streak in road games as freshman Kelvin McConnell scored a career-high 20 points. Kennesaw State's starters scored 60 of the 63 points. McConnell scored 16 of his 20 in the first half and drained 5-of-7 3-pt field goals. DeVon Jones scored a career-high 20 points for UNF.

Jacksonville 96, Mercer 87 (OT)

The Dolphins moved to within one game of Belmont with their second straight overtime win. Marcus Allen led JU with 22, the sixth time in his last eight games that he reached the 20-point mark. This game marked the fourth overtime game between JU and Mercer since the start of the 2003-04 season. Only the Belmont-Lipscomb series has seen more overtime games in the country in that span.

USC Upstate 79, Campbell 58

Eddie Payne won his 100th game at USC Upstate as the Spartans handed Campbell its worst home loss in over a year. Luke Payne scored 22 in helping his dad earn the milestone victory. Jonathan Rodriguez scored 17 and grabbed 14 rebounds. He has scored in double figures in 34 straight games.

Gardner-Webb 96, ETSU 70

Gardner-Webb scorched ETSU over the final 12:13, turning a five-point game into a 26-point rout. Grayson Flittner scored 34 and hit nine 3-point field goals, the most in an A-Sun game this season. Thomas Sanders added 26 points and 16 rebounds, his 17th double-double, tying Belmont's Adam Mark for the most in a single season since 1996-97

Lipscomb Bisons at Belmont Bruins

February 22, 2008

Curb Event Center; Nashville, Tenn.

The Belmont-Lipscomb rivalry ranks as the most-played series between any two current A-Sun schools. Tonight's meeting is the 122nd "Battle of the Boulevard." On December 11, 1953, Belmont defeated Lipscomb 72-53.

Most Played Rivalries

Between current A-Sun Schools

Series	Games	Series Results	Next Meeting
Belmont vs Lipscomb	121	Lipscomb, 68-53	February 22, 2008
Mercer vs Stetson	107	Stetson 67-40	2008-09
Jacksonville vs Stetson	66	Jacksonville, 37-29	March 1, 2008
Jacksonville vs Mercer	39	Jacksonville, 25-14	2008-09

Tonight's contest features the A-Sun's top two active scorers in Justin Hare and Eddie Ard. Both rank among the top 20 scorers in A-Sun history. Hare will move into the top 10 with 13 points, passing Stetson's E.J. Gordon (1,691 pts).

Atlantic Sun Leading Active Scorers

Player	Team	Points
Justin Hare	Belmont	1,679
Eddie Ard	Lipscomb	1,563
Courtney Pigram	ETSU	1,362
Ronell Wooten	Kennesaw State	1,346<<
Jonathan Rodriguez	Campbell	1,088
Shaddean Aaron	Mercer	1,078
James Florence	Mercer	1,031
Garfield Blair	Stetson	1,017

>>Totals while in the Atlantic Sun

Atlantic Sun All-time Leading Scorers

No. 11-20

Player	Team	Years	Points
Justin Hare	Bel	2004-	1,679
Patrick Greer	Cent	1987-91	1,673
Joey Davenport	Sam	1992-96	1,651
Albert Thomas	Cent	1982-86	1,648
Brian Fisk	Lip	2004-07	1,633
Tony Gattis	Mer	1979-83	1,615
Marc Salyers	Sam	1997-2001	1,604
Thad Delaney	CoC	1993-97	1,564
Eddie Ard	Lip	2004-	1,563
Earnest Crumbley	FAU	2000-04	1,559

In six head-to-head meetings, Ard owns a slight advantage over Hare in scoring average and rebounding average, while Hare has shot better on average in their six meetings. The Bisons have won four of the six meetings in which both Ard and Hare have played in during their careers.

Eddie Ard vs Justin Hare Head-to-head Comparison

Player	PPG	RPG	SPG	3-pt FG Pct	FG Pct	W-L
Eddie Ard	17.0	6.8	1.2	23.8	42.9	4-2
Justin Hare	15.7	5.8	0.8	41.4	47.9	2-4

Since Lipscomb joined the Atlantic Sun in 2003-04, the Bisons and Bruins have met 10 times, nine conference games and the 2006 General Shale Brick Atlantic Sun Championship final. Five of the 10 meetings have gone into overtime. No other series has experience as many overtime games over this time span than the "Battle of the Boulevard"

Most Overtime Games

Between Two Teams, Since 2003-04

Series	OT G	Last OT Game
Belmont vs Lipscomb	5	1/12/2008
Jacksonville vs Mercer	4	2/21/2008
Butler vs Loyola	4	3/3/2007
Drexel vs Hofstra	4	2/8/2007
Belmont vs ETSU	3	1/25/2007
UNF vs Stetson	3	1/5/2008
32 Others Tied at	3	

Lipscomb Bisons

13-14, 7-6 A-Sun

Leaders:	Overall	A-Sun Play
PPG	Eddie Ard, 15.1	Ard, 15.8
RPG	Brandon Brown, 6.9	Three tied, 5.2
APG	Michael Lusk, 3.0	Jimmy Oden, 3.0
FG Pct	Adnan Hodzic, 57.5	Hodzic, 60.6
3-pt FG Pct	LaKory Daniels, 36.7	Lusk 43.3

Starting with the first “Battle of the Boulevard” Lipscomb’s freshman Josh Slater has seen his output increase across the board. He has scored in double figures in nine of the 11 games after reaching double figures in just

Josh Slater

Season Breakdown

	Last 11 Games	First 16 Games
MPG	26.7	11.8
PPG	13.4	4.4
RPG	5.0	1.7
APG	3.4	0.9
Games w/ 10+ pts	9	2

Another Lipscomb freshman, Adnan Hodzic has improved his play since conference play started. He has averaged double figures in scoring in A-Sun play after averaging just over five points per game. He has reached double figures in nine conference games after doing so in just three non-conference games.

Adnan Hodzic

Season Breakdown

	Conference Games	Non-Conference Games
MPG	19.7	12.6
PPG	10.8	5.2
RPG	5.2	2.5
FG Pct	60.6	51.9
Games w/ 10+ pts	9	3

The Bisons have moved back above .500 in league play by winning five of their last six games. They have won despite some sub-par performances from their all-conference performer, Eddie Ard. In his last four games, Ard has shot 20 percent, or less in three of those contest. The Bisons still managed to win two of those games.

Eddie Ard

Last 15 Games

	Last 4 Games	Previous 11 Games
PPG	8.3	19.5
FG Pct	27.0	45.0
3-pt FG Pct	31.3	38.2
Lipscomb W-L	3-1	6-5

Belmont Bruins

19-8, 11-2 A-Sun

Leaders:	Overall	A-Sun Play
PPG	Justin Hare, 15.5	Hare, 16.2
RPG	Shane Dansby, 6.1	Dansby, 6.9
APG	Alex Renfroe, 3.8	Andy Wicke, 3.7
FG Pct	Dansby, 52.6	Renfroe, 53.8
3-pt FG Pct	Matthew Dotson, 41.0	Keaton Belcher, 44.1

Belmont leads the A-Sun and ranks fifth in the country in scoring, in conference games. The Bruins rank as one of xx teams in the country to have scored at least 70 points in every conference game. When narrowing that list to teams scoring at least 75 points per game, only North Carolina and Belmont has achieved said feat

Top Scoring Teams Conference Play, NCAA

School	PPG
North Carolina	87.6
Virginia Military	86.0
Duke	85.7
Lamar	84.7
Belmont	84.4

Teams Scoring at Least 70 Points in Every Conference Game

School	Conference
>>Belmont	Atlantic Sun
>>North Carolina	Atlantic Coast
Baylor	Big 12
Boise State	WAC
Cal-State Fullerton	Big West
Duke	ACC
Lamar	Southland

>> Have scored at least 75 points in every conference game

Shane Dansby has ascended to the role as Belmont's number two scoring option behind Justin Hare. In conference play, he has brought his best efforts against the league's better teams. In six games against the other teams in the league currently at .500 or better in league play (Jacksonville, ETSU, Stetson, Gardner-Webb and Lipscomb) he has higher averages in scoring and rebounding as well as better shooting percentages from the floor and from the 3-point arc.

Shane Dansby Vs A-Sun teams

	Vs +.500 Teams	Vs -.500 Teams
PPG	18.8	12.6
RPG	7.5	6.4
FG Pct	58.4	44.3
3-pt FG Pct	45.5	22.2

When Belmont's women's coach Tony Cross joined the men's coach, Rick Byrd in the 500-win club on November 28, Belmont joined an elite group of programs to have both a 500-win men's coach and a 500-win women's coach.

Programs with Active Men's and Women's Coaches with 500 Wins

School	Men's Coach/Wins	Women's Coach/Wins
Arizona	Lute Olsen/780	Joan Bonvicini/611
Belmont	Rick Byrd/535	Tony Cross/510
Connecticut	Jim Calhoun/771	Geno Auriemma/646
North Carolina	Roy Williams/549	Sylvia Hatchell/774

>Win totals thru February 21, 2008

Notable Alumni

Lipscomb University

Cliff Hawkes - Vice President and General Manager, Nashville Superspeedway

Nate Creekmore - syndicated cartoonist

David Sampson - United States Deputy Commerce Secretary

Burton Elrod - orthopedic surgeon, Tennessee Titans team physician

Tom Ingram - chief of staff, Sen. Lamar Alexander (R-TN)

Jim Jinkins - cartoonist, creator of Disney's Doug, founder Cartoon Pizza (Stanley, PB&J Otter)

Marty Roe - lead singer, Diamond Rio

Judy Leavell - actress

Mike Adams - president, University of Georgia

Michael Shane Neal - portrait artist, who has been commissioned to paint two Senator pictures for the U.S. Capitol

Steve Liddle - Minnesota Twins bench coach

Beth Halteman Harwell - member, Tennessee House of Representatives

Jeff Whitehorn - CEO, Summit Medical Center

Jack Faris - retired president and CEO, National Federation of Independent Business

Shannon Terry - co-founder, Rivals.com

Belmont University

American Idol finalists: Melinda Doolittle and Kimberly Locke

Rachel Smith: Miss Tennessee Teen USA 2002, Miss Tennessee USA 2007, Miss USA 2007

Christian recording artists Ginny Owens and Steven Curtis Chapman

Country stars Trisha Yearwood, Lee Ann Womack, Brad Paisley and Josh Turner.

Minnie Pearl (real name Sarah Cannon) - Grand Ole Opry and Hee Haw fame; attended Belmont's predecessor, the Ward-Belmont School.

University Facts

Lipscomb University

Lipscomb University is responding to the continually changing educational landscape with a new initiative called Lipscomb 2010, which will see an expenditure of \$54 million over the next five years to enhance the university's commitments of excellence in academics and spiritual formation by enhancing existing academic programs, creating programs that respond to new needs, deepening the impact of spiritual experiences, and adding new facilities among other projects.

Lipscomb University recently announced the formation of Middle Tennessee's first College of Pharmacy. Classes will be offered beginning Fall 2008.

College basketball's #1 & #2 all-time scorers are Lipscomb alums. John Pierce scored 4,230 points and Philip Hutcheson scored 4,106 points during their careers at Lipscomb.

Nearly 90 percent of Lipscomb students who apply to medical school are accepted, more than double the national acceptance rate.

Belmont University

Belmont University was named in the "Top 15 University's in the South" in the master's category of U.S. News & World Report's last three editions of America's Best Colleges.

Rolling Stone and Time magazines have both hailed Belmont's Mike Curb College of Entertainment & Music Business as one of the best music business programs in the country.

Belmont and the Curb Event Center will host the second of the three scheduled Presidential Debates. The debate is scheduled for October 7 and is the first such event to be held in Tennessee.

Over the past five years, Belmont University's student body has grown from just under 3,000 students to more than 4,500 students in the 2007-08 school year making it the largest Christian university in Tennessee and one of the fastest growing in the nation.

Belmont is the only school in league history to win the Atlantic Sun All-Academic Trophy five times. The award is given annually to the conference school with the greatest percentage of student-athletes who earned a GPA of 3.0 or higher.

Both the Belmont Bruins men's and women's basketball teams won the 2007 Atlantic Sun Conference Tournament Championship and made appearances in the NCAA National Tournament, the second trip for the men and the first for the women