




# Atlantic Sun Conference






## CSS Game of the Week –Belmont at Lipscomb

Standings	-----Conference-----					-----Overall-----				
	W	L	Pct	PF	PA	W	L	Pct	PF	PA
<b>ETSU</b>	11	3	.786	78.6	68.0	17	7	.708	77.3	69.4
<b>Jacksonville</b>	11	3	.786	75.4	64.4	13	10	.565	72.7	66.8
<b>Belmont</b>	10	3	.769	78.5	70.5	14	8	.636	77.7	71.5
<b>Mercer</b>	8	6	.571	74.8	74.2	14	11	.560	73.2	73.7
<b>Stetson</b>	8	7	.533	69.1	69.7	11	12	.478	66.1	67.7
<b>Campbell</b>	7	8	.467	70.2	69.9	10	14	.417	73.8	73.4
<b>USC Upstate</b>	6	8	.429	63.4	65.7	7	16	.304	60.5	67.6
<b>Lipscomb</b>	5	8	.385	75.2	73.3	9	13	.409	74.5	70.7
<b>FGCU</b>	6	10	.375	69.6	73.3	10	17	.370	65.7	71.8
<b>Kennesaw State</b>	3	11	.211	61.9	74.4	7	16	.304	61.5	69.3
<b>UNF</b>	3	11	.211	56.2	66.9	5	19	.208	55.0	69.2






### Thursday, February 12

Belmont at Lipscomb, 6:00pm CT    
 UNF at Jacksonville, 7:15pm   
 Savannah State at Stetson, 8:00pm

### Monday, February 16

Kennesaw State at FGCU, 7:00pm   
 Mercer at Stetson, 7:00pm   
 ETSU at Lipscomb, 7:00pm CT   
 USC Upstate at Belmont, 7:00pm CT   
 Campbell at Jacksonville, 7:15pm 

### Saturday, February 14

USC Upstate at Lipscomb, 2:00pm CT   
 Mercer at FGCU, 3:15pm   
 Campbell at UNF, 4:15pm   
 Kennesaw State at Stetson, 7:00pm   
 ETSU at Belmont, 7:00pm CT 

### Belmont Bruins at Lipscomb Bisons

February 12, 2009

Allen Arena – Nashville, Tenn.

In a week of rivalry games ranging from Duke-North Carolina, Missouri-Kansas, West Virginia-Pittsburgh and Georgetown-Syracuse, the CSS Atlantic Sun Game of the Week turns its attention to the league's longest-standing rivalry. Thursday night's Belmont-Lipscomb showdown marks the 124th edition of the Battle of the Boulevard. Belmont won the first meeting, a 79-74 on its home court last month. Lipscomb has won three of the last four meetings held in Allen Arena. Belmont's lone victory during that span came last year with the Bruins held on for a 99-91 victory in double overtime.

Tonight's meeting marks the 124<sup>th</sup> edition of the Battle of the Boulevard, the most-played series between two current A-Sun institutions.

### Most Played Series

#### Between Two Current A-Sun Schools

Series	Games	All-Time Results
Belmont-Lipscomb	123	Lipscomb 68-55
Stetson-Mercer	108	Stetson, 67-41
<b>Mercer-Jacksonville</b>	<b>42</b>	<b>Jacksonville, 27-15</b>
ETSU-Lipscomb	33	ETSU, 25-8
Stetson-Campbell	31	Stetson, 21-10

Since the series started again in the 2003-04 season, five of the 12 Belmont-Lipscomb games have ended up going into overtime, more than other series in Division I for that time span.

**Most Overtime Games between Two Schools  
Since Start of 2003-04**

Series	OT Games	Last OT Game
<b>Lipscomb-Belmont</b>	<b>5</b>	<b>1/12/2008</b>
Jacksonville-Mercer	4	2/21/2008
Drexel-Hofstra	4	2/8/2007
Butler-Loyola-Illinois	4	3/3/2007
Dayton-Saint Louis	4	3/12/2008
New Mexico-Utah	4	3/13/2008
Marist-Siena	4	1/15/2009

Since joining the A-Sun, the Bisons have experienced the most, relative, success against the Bruins, picking up four wins and posted the best 3-point defense against the prolific-shooting Bruins.

**Most Wins vs Belmont                      Lowest 3-pt FG Percentage                      Fewest 3-pt FG/G  
Since Start of 2003-04 Season                      vs Belmont, since 2003-04                      Allowed vs Belmont, since 03-04**

School	Wins	Schools	Bel 3-pt FG Pct	Schools	Bel 3-pt FG/G
<b>Lipscomb</b>	<b>4</b>	<b>Lipscomb</b>	<b>31.2</b>	<b>Lipscomb</b>	<b>7.2</b>
Jacksonville	3	ETSU	32.6	Kennesaw St	7.5
Three tied w/	2	USC Upstate	32.9	USC Upstate	9.0
		Mercer	34.4	Stetson	9.3

**Belmont Bruins  
14-8, 10-3 A-Sun**

Leaders:	Overall	A-Sun Play
PPG	Alex Renfroe, 14.7	Matthew Dotson, 14.6
RPG	Renfroe, 6.6	Renfroe, 6.8
APG	Renfroe, 5.0	Renfroe, 5.5
FG Pct	Renfroe, 55.6	Renfroe, 64.2
3-pt FG Pct	Dotson, 38.2	Dotson, 37.8

In recent years, Belmont has thrived once the calendar turned to February, posting a 31-6 record after February 1 over the last four years. They are one of just six teams in the country with a winning percentage higher than 80 percent for February and March during that time span.

**Highest Winning Percentage  
After February 1, Last Four Seasons**

	05-06	06-07	07-08	08-09	W-L	Win Pct
Memphis	14-2	15-1	18-2	2-0	49-5	90.74
Utah Valley State	5-2	9-0	5-1	2-0	21-3	87.50
Kansas	11-2	14-2	17-2	2-1	44-7	86.27
<b>Belmont</b>	<b>10-2</b>	<b>9-2</b>	<b>11-1</b>	<b>1-1</b>	<b>31-6</b>	<b>83.78</b>
UCLA	15-3	12-4	16-2	2-0	45-9	83.33
Davidson	7-4	10-1	15-1	2-1	34-7	82.93

Dating back to 1997-98 when Belmont began playing a full Division I schedule, the Bruins have hit more 3-point field goals than all but two other programs. They rank second, trailing only former conference rival Troy, for the most 3-pt FG per game during the same span

### Most 3-Point Field Goals Team, Since Start of 1997-98 Season

School	Games	3-pt FG
Troy	349	3379
Duke	412	3293
<b>Belmont</b>	<b>347</b>	<b>3232</b>
Florida	394	3153
Samford	348	3078

### Most 3-Point Field Goals Per Game Team, Since Start of 1997-98 Season

School	Games	3-pt FG
Troy	348	9.7
<b>Belmont</b>	<b>346</b>	<b>9.3</b>
Samford	346	8.8
Davidson	360	8.3
Four Tied		8.0

Player	School	Conf	PPG	RPG	APG
Greivis Vasquez	Maryland	ACC	16.1	5.5	4.7
<b>Alex Renfroe</b>	<b>Belmont</b>	<b>A-Sun</b>	<b>14.7</b>	<b>6.6</b>	<b>5.0</b>
Bobby Davis	USC Upstate	A-Sun	14.6	9.5	2.7
Cory Higgins	Colorado	Big 12	17.5	5.8	2.9
Evan Turner	Ohio State	Big Ten	17.0	8.5	3.7
Alex Barnett	Dartmouth	Ivy	19.3	5.3	2.0
Jeremy Lin	Harvard	Ivy	19.0	5.6	4.9
Ryan Thompson	Rider	MAAC	17.4	6.1	3.4
Tywain McKee	Coppin State	MEAC	18.1	5.2	3.5
Jeremy Chappell	Robert Morris	NEC	16.7	6.2	3.1
Nate Rohnert	Denver	Sun Belt	15.3	5.3	4.6

\* Renfroe and Davis all the only two players in the country to lead his team in all three categories as well as in FG Percentage. Renfroe is hitting at 55.6 percent clip while Davis is making 51.6 percent of his tries.

Renfroe's incredible shooting percentage would rank as one of the top marks for an A-Sun in the last decade. He already set of the top 10 marks over that span last season when he shot almost 53 percent from the floor.

### Highest FG Pct A-Sun Guards, Since 1996-97

Player	School	Year	FG-FGA	FG Pct
Mike McDaniel	Jacksonville State	1999-2000	148-261	.567
Mike McDaniel	Jacksonville State	2000-01	151-268	.563
<b>Alex Renfroe</b>	<b>Belmont</b>	<b>2008-09</b>	<b>104-187</b>	<b>.556</b>
Shawn Platts	Jacksonville	2000-01	137-247	.555
Mario Lopez	Samford	1999-2000	114-206	.553
<b>Alex Renfroe</b>	<b>Belmont</b>	<b>2007-08</b>	<b>104-197</b>	<b>.528</b>

\* Min 100 Field Goals

Lipscomb Bisons  
9-13, 5-8 A-Sun

<b>Leaders:</b>	<b>Overall</b>	<b>A-Sun Play</b>
PPG	Adnan Hodzic, 16.5	Hodzic, 17.5
RPG	Hodzic, 7.0	Hodzic, 7.0
APG	Michael Lusk, 3.5	Lusk, 3.4
FG Pct	Hodzic, 60.3	Hodzic, 62.1
3-pt FG Pct	Lusk, 38.7	Josh Slater, 37.2

Adnan Hodzic, a member of the 2007-08 All-Freshman team, has experienced nothing resembling a sophomore slump, ranking in the top 10 in scoring and rebounding while shooting 60.3 percent from the floor. He has almost doubled his scoring output from his freshman season, the greatest increase in the Atlantic Sun. Tonight's game features three of the five top scoring improvements.

**Highest PPG Increase, Atlantic Sun  
2007-08 to 2008-09**

<b>Player</b>	<b>School</b>	<b>08-09 PPG</b>	<b>07-08 PPG</b>	<b>Increase</b>
<b>Adnan Hodzic</b>	<b>Lipscomb</b>	<b>16.5</b>	<b>8.9</b>	<b>7.6</b>
Mike Smith	ETSU	14.3	7.0	7.3
<b>Jon House</b>	<b>Belmont</b>	<b>9.1</b>	<b>2.7</b>	<b>6.4</b>
Kevin Tiggs	ETSU	20.8	14.6	6.2
<b>Alex Renfroe</b>	<b>Belmont</b>	<b>14.7</b>	<b>8.8</b>	<b>5.9</b>

**Highest FG Percentage, Conference Games  
A-Sun Active Players, Min 200 FG Attempts**

<b>Player</b>	<b>Schools, Years</b>	<b>FG-FGA</b>	<b>FG Pct</b>
<b>Adnan Hodzic</b>	<b>Lipscomb, 2007-</b>	<b>173-277</b>	<b>.625</b>
<b>Alex Renfroe</b>	<b>Belmont, 2007-</b>	<b>122-206</b>	<b>.592</b>
Kevin Tiggs	ETSU, 2007-	177-332	.533
Lehmon Colbert	Jacksonville, 2006-	273-543	.503
Marcus Allen	Jacksonville, 2005-	321-641	.501

Since being inserted into the starting lineup in last year's Belmont game at home, Hodzic has been a starter in all but one game since. Starting with that game, Hodzic has established himself as one of the top inside forces in the conference

**Adnan Hodzic  
Since Starting vs Belmont on Jan. 12, 2008**

	<b>After</b>	<b>Before</b>
G-GS	*36-35	16-1
PPG	14.8	5.6
RPG	6.4	3.1
FG Pct	61.4	50.7
Games w/ 10+ pts	31 of 36	4 of 16
Double-Doubles	4	1

\* Did not start on Dec. 4, 2008 against UNF