





Atlantic Sun Conference





CSS Game of the Week –Stetson at Campbell

Standings	-----Conference-----					-----Overall-----				
	W	L	Pct	PF	PA	W	L	Pct	PF	PA
Jacksonville	14	4	.778	75.7	64.4	16	11	.593	73.3	66.5
Belmont	13	5	.722	76.6	69.2	17	10	.630	76.5	70.5
ETSU	12	6	.667	77.3	69.6	18	10	.643	76.7	70.2
Mercer	11	7	.611	76.3	75.8	17	12	.586	74.4	74.8
Lipscomb	10	8	.556	76.2	70.4	14	13	.519	75.3	69.3
Campbell	10	9	.526	69.5	68.5	13	15	.464	72.8	72.0
Stetson	9	10	.474	68.8	70.1	13	15	.464	66.3	67.7
FGCU	7	13	.350	68.1	73.5	11	20	.355	65.2	71.5
UNF	6	12	.333	58.1	66.2	8	20	.286	56.4	68.5
USC Upstate	6	12	.333	60.9	66.1	7	20	.259	59.2	67.6
Kennesaw State	3	15	.167	58.1	70.9	7	20	.259	59.0	67.7

Thursday, February 26

Kennesaw State at ETSU, 7:00pm 
 UNF at Belmont, 7:15pm CT 
 Mercer at USC Upstate, 7:30pm 
 Jacksonville at Lipscomb, 8:15pm CT 

Saturday, February 28

Kennesaw State at USC Upstate, 1:00pm 
 UNF at Lipscomb, 2:15pm CT 
 Mercer at ETSU, 4:00pm 
 Jacksonville at Belmont, 4:15pm CT 

Friday, February 27

Stetson at Campbell, 7:00pm 

Tuesday, March 3

USC Upstate at No. 17 Gonzaga, 9:00pm

Stetson Hatters at Campbell Camels

February 27, 2009

John W. Pope Jr. Convocation Center / Gilbert Craig Gore Arena - Buies Creek, N.C.

The regular-season CSS Atlantic Sun Game of the Week concludes with what looks like an even matchup between Campbell and Stetson. Both own 13-15 overall records with Camels owning a one-game advantage in conference play, 10-9 to the Hatters' 9-10. A Campbell win would cement Stetson as the No. 7 seed in next month's General Shale Brick Atlantic Sun Men's Basketball Championships. Campbell's Jonathan Rodriguez begins the week as one of nine active players in the country (and one of just two juniors) to have accumulated at least 1600 points and 800 rebounds for his careers. He squares off with Garfield Blair, in one of the two weekend matchups between the four A-Sun players in the 1500-point club (ETSU's Courtney Pigram and Mercer's James Florence play on Saturday).

Most Points

A-Sun Active Players

Player	School	Points
>Courtney Pigram	ETSU	1918
>James Florence	Mercer	1647
>>Jonathan Rodriguez	Campbell	1623
>>Garfield Blair	Stetson	1555
Marcus Allen	Jacksonville	1269

> Face each other on Saturday

>> Face each other on Friday

The meeting between Rodriguez and Blair marks the second straight game in which Rodriguez has faced another member of the 1500-point club (Pigram). Last year Belmont's Justin Hare faced Lipscomb's Eddie Ard but prior to that meeting, there had not been a matchup between two 1500-point scorers in the last 10 years. With all four teams playing in next week's General Shale Brick Atlantic Sun Championship, more confrontations between the four could be in the future.

A-Sun Games

Featuring Two 1500-Point Scorers, Last 10 Years

Date	1500 Point Scorers, School (Pts Entering, Pts in Game)	Result
2/23/09	Courtney Pigram, ETSU (1916, 2) Jonathan Rodriguez, Cam (1612, 11)	Cam, 68-62
2/22/08	Justin Hare, Bel (1679, 14) Eddie Ard, Lip (1563, 14)	Bel, 74-65

Both own 13-15 overall records with Camels owning a one-game advantage in conference play, 10-9 to the Hatters' 9-10. Not surprisingly, the two find themselves bunched together in several team stats.

PPG			Def FG Pct			RPG		
All Games			All Games			All Games		
Rnk	Team	PPG	Rnk	Team	Def FG Pct	Rnk	Team	RPG
6.	Campbell	72.8	7	Stetson	.439	3.	Stetson	37.5
7.	Stetson	66.3	8	Campbell	.442	5.	Campbell	37.1

Stetson Hatters

13-15, 9-10 A-Sun

Leaders:	Overall	A-Sun Play
PPG	Garfield Blair, 17.5	Blair, 18.5
RPG	Blair, 8.1	Blair, 8.3
APG	A.J. Smith, 3.7	Smith, 3.8
FG Pct	Blair, 44.4	Blair, 44.8
3-pt FG Pct	Blair, 38.2	Blair, 41.9

Over the past two seasons, the Hatters have been polar opposites when playing on the road as opposed to in front of the home crowd. The record nearly mirrors itself and the numbers across the board reflect the better play at the Edmunds Center/

Stetson Home vs Road

Last Two Seasons

	Home	Road
W-L	21-6	8-21
PPG	68.6	63.8
Opp PPG	61.6	73.0
FG Pct	41.2	39.5
Def FG Pct	39.8	47.2
Reb Margin	+ 3.8	- 3.5

All Conference candidate Garfield Blair has proven to be one of the most valuable players in the conference, leading his team in scoring and rebounding, as well as posting the highest field goal and 3-point field goal percentages, the only one in the conference to lead his respective team in all four categories. Four others, including Campbell's Jonathan Rodriguez, lead in the all but 3-point field goal shooting.

Leading Team in Scoring and Rebounding and Field Goal Percentage Atlantic Sun

Player	School	PPG	RPG	FG Pct
Alex Renfroe	Belmont	15.5	6.6	56.6
Jonathan Rodriguez	Campbell	16.5	8.5	48.6
Adnan Hodzic	Lipscomb	16.9	7.5	60.4
Garfield Blair	Stetson	17.5	8.1	44.4
Bobby Davis	USC Upstate	14.1	9.1	52.2

Blair is closing on completing back-to-back seasons of averaging at least 15.0 PPG and 5.0 RPG. Prior to Blair, only two Hatters had registered 15-5 seasons in the last 10 seasons and neither did so in back-to-back years.

Stetson Hatters Averaging 15.0 PPG, 5.0 RPG, Last 10 Seasons

Player	Year	PPG	RPG
Garfield Blair	2008-09	17.5	8.1
Garfield Blair	2007-08	16.1	5.7
E.J. Gordon	2005-06	15.5	6.5
E.J. Gordon	2003-04	16.8	7.1
Sebastian Singletary	1999-2000	15.4	9.3

Campbell Camels 13-15, 10-9 A-Sun

Leaders:	Overall	A-Sun Play
PPG	Jonathan Rodriguez, 16.5	Rodriguez, 14.8
RPG	Rodriguez, 8.5	Rodriguez, 8.2
APG	Junard Hartley, 4.2	Hartley, 4.3
FG Pct	Rodriguez, 48.6	Rodriguez, 45.4
3-pt FG Pct	Lorne Merthie, 39.7	Merthie, 39.3

All-Freshman candidate Lorne Merthie has sparked the Camels latest three-game win streak, becoming the first player in the last three seasons other than Jonathan Rodriguez to lead the team in scoring in three straight games.

Times Jonathan Rodriguez has not led Campbell in scoring for three straight games

Date	Opponent	Result	Leading Scorer
02-16-09	at Jacksonville	W, 89-83	(22)MERTHIE, Lorne
02-21-09	USC UPSTATE	W, 51-47	(10)MERTHIE, Lorne
02-23-09	ETSU	W, 68-62	(20)MERTHIE, Lorne
02-28-08	at Belmont	L, 64-75	(20)BISHOP, Reggie
03-01-08	at Lipscomb	L, 60-76	(13)PERKINS, Julius
03-05-08	vs Belmont	L, 66-75	(19)VEJRASKA, Kyle

01-18-07	BELMONT	W, 79-67	(19)GIBSON, Russ
01-20-07	LIPSCOMB	L, 64-65	(12)GIBSON, Russ, PRINGLE, Ruell
01-25-07	UNF	W, 54-49	(14)SMITH, Eric
12-14-06	at San Diego	L, 69-81	(13)SMITH, Eric
12-18-06	RADFORD	W, 101-88	(24)SMITH, Eric
12-23-06	at Virginia Tech	L, 70-94	(19)PRINGLE, Ruell

In leading the Camels to those three wins, Merthie has doubled his scoring output while shooting over 20 percentage points higher from both the floor and beyond the 3-point arc.

Lorne Merthie **Last Three Games**

	Last 3	Rest of Season
PPG	17.3	8.4
FG Pct	57.1	33.2
3-pt FG Pct	64.3	36.4
FT Pct	84.6	76.2
SPG	2.0	1.5

Despite again leading his team in scoring and rebounding, for a third straight year, the overall numbers have slightly dipped for Campbell's Jonathan Rodriguez, as he currently has posted career lows in scoring and rebounding

Jonathan Rodriguez **Season by Season**

	Jr	So	Fr
PPG	16.5	20.9	17.3
Conf PPG	14.8	20.6	17.2
RPG	8.5	10.1	8.8
Conf RPG	8.2	10.3	9.4

Rodriguez stills ranks among the most prolific juniors in the country in many offensive statistics.

Jonathan Rodriguez **National Ranks Among Juniors**

	Rodriguez	Nat'l Rank
Points	1623	Fourth
PPG	18.2	Third
Rebounds	813	Fourth
RPG	9.1	Second
FG Made	547	Seventh
Double-Doubles	39	Second