



2011-12 Atlantic Sun Conference Men's Basketball

3370 Vineville Ave., Suite 108-B • Macon, Ga. 31204 • Phone: 478-474-3394
Contact: Patrick McCoy, Director of Sports Information Email: pmccoy@atlanticsun.org



YouTube.com/AtlanticSunSports



Twitter.com/AtlanticSun



Facebook.com/AtlanticSunConference

	ATLANTIC SUN					OVERALL							
	W	L	Pct.	Home	Away	W	L	Pct.	Home	Away	Neutral	Streak	Last 10
#1 Belmont	16	2	.889	8-1	8-1	27	8	.771	13-1	10-6	4-1	Lost 1	9-1
#2 Mercer	13	5	.722	8-1	5-4	26	11	.703	15-3	11-8	0-0	Won 4	6-4
#3 USC Upstate	13	5	.722	8-1	5-4	21	13	.618	13-1	7-9	1-3	Lost 1	7-3
#4 ETSU	10	8	.556	6-3	2-5	17	14	.548	10-3	6-10	1-1	Lost 1	6-4
#5 North Florida	10	8	.556	6-3	4-5	16	16	.500	11-3	5-12	0-1	Lost 1	6-4
#6 FGCU	8	10	.444	4-5	4-5	15	17	.469	9-5	4-11	2-1	Lost 1	4-6
#7 Lipscomb	8	10	.444	3-6	4-5	13	18	.419	6-7	5-11	2-0	Lost 1	3-7
#8 Jacksonville	6	12	.333	4-5	2-7	8	22	.267	5-6	3-15	0-1	Lost 2	4-6
Stetson	6	12	.333	4-5	2-7	9	20	.310	6-6	3-12	0-2	Lost 2	2-8
Kennesaw State	0	18	.000	0-9	0-9	3	28	.097	1-11	1-16	1-1	Lost 19	0-10

A-Sun Postseason Schedule

Tuesday, March 13

Mercer 68, Tennessee State 60 Macon, Ga.
• CIT First Round Game

Thursday, March 15

USC Upstate 73, Kent State 58 Spartanburg, S.C.
• CIT First Round Game

Friday, March 16

#3 Georgetown 74, #14 **Belmont 59** Columbus, Ohio
• NCAA Tournament Second Round Game

Saturday, March 17

Mercer 64, Georgia State 59 Macon, Ga.
• CIT Second Round Game

Sunday, March 18

Old Dominion 65, **USC Upstate 56** Norfolk, Va.
• CIT Second Round Game

Wednesday, March 21

Mercer 79, Old Dominion 73 Norfolk, Va.
• CIT Quarterfinal Game

Saturday, March 24

Mercer 64, Fairfield 59 Fairfield, Conn.
• CIT Semifinal Game

Wednesday, March 28

Mercer at Utah State Logan, Utah // 9 p.m.
• CIT Final

CollegeInsider.com Tournament Final




Mercer
at
Utah State
March 28, 2012
9 p.m.
Logan, Utah



A-Sun Player of the Year:

Torrey Craig - USC Upstate - Sophomore - Guard

• USC Upstate's Torrey Craig put together one of the finest seasons in recent years to be named the league's Player of the Year. The sophomore led the conference in scoring and finished second in rebounding while leading the Spartans to their best finish since joining the A-Sun. Craig's put-back at the buzzer against Belmont and eight three-pointers versus Florida Gulf Coast were two of his most notable moments.



A-Sun Championship MVP

Kerron Johnson - Junior - Belmont - Guard

Belmont's Kerron Johnson helped the Bruins to their second-straight Atlantic Sun Conference Championship title by averaging 15 points, 5.3 rebounds and 4.6 assists over a three-game span. Johnson added a double-double in the championship final with 14 points and 11 rebounds to go along with five assists.



A-Sun First Team

All-Conference Langston Hall - Sophomore Mercer - Guard

Mercer's Langston Hall led the Bears in scoring and logged nearly 35 minutes per game for the league's second place team. The sophomore showed his mastery of the intricate offense run by the Bears, dishing out nearly four assists per game, while helping Mercer to it's first 20-win season since 2002-03.





Atlantic Sun Conference Quick Notes

- * If Mercer beats Utah State, it would be the Atlantic Sun Conference's first postseason tournament title.
- * Mercer and Utah State are one of 12 teams still participating in postseason play. Massachusetts joins the Bears and Aggies as the only team outside of the BCS conferences to be playing.
- * When Mercer tips vs. Utah State on Wednesday, the Bears will break the A-Sun record for games played in a season with 38. The Bears are currently tied with Arkansas-Little Rock, who advanced to the NIT Semifinals in 1987 before claiming fourth place in the consolation game.
- * Mercer's five postseason games is tied for the most all-time in A-Sun history with UALR's five games in 1987. Last season, ETSU squared off in three CIT games, which ranks third-best.
- * In the last two CollegeInsider.com Tournaments, the Atlantic Sun Conference has posted a combined record of 8-3, which is the second-most wins amongst the 22 conferences that have participated in the postseason event.
- * The A-Sun only trails the West Coast Conference (9-3) in total wins winning percentage over the past two CollegeInsider.com Tournaments. The A-Sun (8-3) ranks ahead of the MAAC (7-4), MAC (6-7), WAC (5-2) and Conference USA (5-4).
- * The Bears are 15-3 at the University Center and are outscoring their opponents by nine points on their home court. On the road, Mercer is 11-8 with the average final score of 69.6-68.9.
- * In the past seven seasons, only six A-Sun teams have won 13 home games. Belmont (13-1, 2012) and USC Upstate (13-1, 2012) are tied with ETSU (13-2; 2007, 2011) and Lipscomb (13-1, 2007), while Mercer moved to 15-3 this season at the University Center with a victory vs Georgia State on Mar. 17th in the CIT Second Round.
- * Mercer joined Belmont and USC Upstate as one of three 20 win teams this season. It marks the second-straight season at least three A-Sun teams earned 20 wins or more on the year. Last year, the Bruins led the way with ETSU (24-12) and Jacksonville (20-12) also reaching the win plateau. It is also the fourth occurrence in the past 10 seasons; 2011, 2004 and 2003.
- * The trio has combined to win 74 contests this season, which is tied for the most wins for the league's top-three teams in conference history. Last year, Belmont, ETSU and JU won a combined 74 contests. The A-Sun has had three teams combined to win at least 70 games on five total occasions (74 - 2012; 74 - 2011; 70 - 2004, 2003 and 1988).
- * Mercer's Langston Hall was named First Team A-Sun after leading Bears in scoring and assists and ranking fifth in A-Sun in minutes played (34.5). Hall also ranks 5th amongst active A-Sun student-athletes in career assists with 273.
- * Mercer clinched its fourth 20-win season in the past 33 seasons with a 61-57 win at Kennesaw State on Feb. 10th. The Bears last reached the win plateau in the 2002-03 season with 23 victories en route to the program's only A-Sun regular-season title. It also marks the seventh 20-win season in the 106-year history of the program.
- * Mercer's sophomore center Daniel Coursey has totaled 88 blocks this season, which ranks as the sixth-best single-season mark in A-Sun history. With one more block, Coursey will claim sole possession of fifth passing USC Upstate's Nick Schneiders (2008-09). Coursey needs three blocks to tie Samford's Stanley Wormely (1989-90) for fourth-most at 91.
- * Justin Cecil has topped the Bears in scoring on 12 occasions, while Langston Hall has led the team in 11 games. In total, eight players have led Mercer in scoring this season. The Bears are 7-0 when Bud Thomas leads the team in scoring and are 18-10 when either Gollon, Cecil or Hall are the top scorer.
- * With its win vs. Old Dominion on Wednesday, Mercer set a program record with 25 wins on the season. It is tied for the fourth-best win total in the A-Sun over the past 11 seasons. With a victory vs. Utah State on Wednesday, the Bears will tie Belmont's 2012 squad for the second-best win total over that span.

A-Sun CIT All-Time Results

2012

1st Round - Macon, Ga./Spartanburg, S.C.
Mercer 68, Tennessee State 60
USC Upstate 73, Kent State 58

2nd Round - Macon, Ga./Norfolk, Va.
Mercer 64, Georgia State 59
 Old Dominion 65, **USC Upstate 56**

Quarterfinals - Norfolk, Va.
Mercer 79, Old Dominion 73

Semifinals - Fairfield, Conn.
Mercer 64, Fairfield 59

Finals - Logan, Utah
Mercer at Utah State

2011

First Round - Johnson City, Tenn.
ETSU 76, Furman 63
Jacksonville 71, East Carolina 66 (OT)

Second Round - Dallas, Texas
SMU 63, Jacksonville 62
ETSU Received Bye

Quarterfinals - Johnson City, Tenn.
ETSU 82, Ohio 73

Semifinals - Johnson City, Tenn.
 Iona 83, **ETSU 80**

2009

First Round - Evansville, Ind.
Belmont 92, Evansville 76

Second Round - Norfolk, Va.
 Old Dominion 70, **Belmont 62**


Atlantic Sun vs. Conferences

ACC	1-9	.100
America East	1-0	1.000
Atlantic 10	1-2	.334
Big 12	0-4	.000
Big East	0-3	.000
Bky Sky	0-0	---
Big South	0-5	.000
Big Ten	0-6	.000
Big West	0-0	---
CAA	4-1	.800
C-USA	1-8	.111
Great West	2-0	1.000
Horizon	1-0	1.000
Ivy	0-0	---
MAAC	2-1	.667
MAC	1-3	.250
MEAC	6-2	.750
Missouri Valley	0-2	.000
Mountain West	0-0	---
Northeast	1-0	1.000
OVC	9-5	.643
Pac 12	0-0	---
Patriot	1-0	1.000
SEC	0-11	.000
SWAC	2-0	1.000
Southern	6-3	.667
Southland	3-0	1.000
Summit	0-1	.000
Sun Belt	3-2	.600
WAC	0-0	---
West Coast	0-1	.000
Independent	1-0	1.000
Non-Division I	10-0	1.000
Totals	56-77	.421



Head Coach Bob Hoffman

Alma MaterOklahoma Baptist, '79
Record at Mercer, Years74-61, 4th
Career Record, Years 386-215, 21st




No	Name	Pos	Ht	Wt	Cl	Hometown / Previous School	Academic Major
0	R.J. Miskimon	G	6-2	190	So.	Ft. Worth, Texas / Maypearl	Business
1	Kymon Woods	G	6-4	190	Fr.	Gainesville, Ga. / East Hall	Engineering / Art
2	Travis Smith	G	6-3	185	Jr.	Johns Island, S.C. / Gulf Coast CC	Sports Administration
3	Kevin Canevari	G	5-11	165	So.	Charlotte, N.C. / Lake Norman	Business
5	Bud Thomas	F	6-6	200	So.	Highlands Ranch, Colo. / Regis Jesuit	Business
14	T.J. Hallice	F	6-9	205	Fr.	Weddington, N.C. / Fishburne Military School	Business
15	Justin Cecil	F	6-8	225	Sr.	Lakeland, Fla. / Central Florida CC	Psychology
20	Jake Gollon	F	6-6	200	So.	Stevens Point, Wis. / Stevens Point	Communications
21	Langston Hall	PG	6-4	180	So.	Atlanta, Ga. / Chamblee	Accounting
22	Darius Moten	F	6-6	195	Fr.	Bowdon, Ga. / Bowdon	Engineering
23	Chris Smith	G	6-1	170	Jr.	Dublin, Ga. / Dublin	Biology
32	Shaquille Harris	G	6-2	190	Jr.	Americus, Ga. / Enterprise State CC	Electrical Engineering
34	Jibri Bryan	PG	6-3	180	Fr.	Savannah, Ga. / Benedictine Military School	Accounting
44	Marquise Jackson	F	6-5	183	Jr.	Bartlesville, Okla. / Bartlesville	Computer Science
45	Monty Brown	C	6-11	250	So.	Liberty Mounds, Okla. / The Hotchkiss School	Psychology
50	Paul Larsen	F	6-6	220	So.	Mooreville, N.C. / Lake Norman	Criminal Justice
52	Daniel Coursey	F	6-10	220	So.	Savannah, Ga. / Benedictine Military School	Biology

Mercer Bears

Month	Result	Record
November		
12 Emory	W, 66-56	1-0
14 at No. 25 Missouri	L, 81-63	1-1
17 at Furman	W, 66-46	2-1
21 Sam Houston State	W, 60-38	3-1
22 Niagara	W, 74-55	4-1
23 South Dakota State	L, 74-61	4-2
December		
1 at Lipscomb *	W, 79-72	5-2, 1-0
3 at Belmont *	L, 82-78	5-3, 1-1
7 at Samford	W, 83-78 (OT)	6-3, 1-1
10 Chattanooga	W, 67-56	7-3, 1-1
18 at Seton Hall	L, 80-77 (OT)	7-4, 1-1
20 at Georgia	W, 72-38	7-5, 1-1
22 at Georgia Tech	W, 65-59	8-3, 1-1
28 at Tulsa	L, 68-62	8-6, 1-1
30 at Navy	W, 65-56	9-6, 1-1
January		
2 FGCU *	W, 76-54	10-6, 2-1
4 Stetson *	W, 75-59	11-6, 3-1
7 at ETSU *	L, 76-61	11-7, 3-2
9 at USC Upstate *	W, 73-66	12-7, 4-2
13 Kennesaw State *	W, 81-51	13-7, 5-2
21 North Florida *	W, 69-58	14-7, 6-2
23 Jacksonville *	W, 75-65	15-7, 7-2
28 at Stetson *	W, 75-64	16-7, 8-2
30 at FGCU *	W, 75-66	17-7, 9-2
February		
4 USC Upstate *	W, 61-47	18-7, 10-2
6 ETSU *	W, 54-46	19-7, 11-2
10 at Kennesaw State *	W, 61-57	20-7, 12-2
18 at Jacksonville *	L, 81-75	20-8, 12-3
20 at North Florida *	W, 75-66	20-9, 12-4
23 Lipscomb *	W, 63-54	21-9, 13-4
25 Belmont *	L, 62-61	21-10, 13-5
29 Lipscomb #	W, 61-53	22-10, 13-5
March		
2 FGCU #	L, 62-58	22-11, 13-5
13 Tennessee State	W, 68-60	23-11, 13-5
17 Georgia State	W, 64-59	24-11, 13-5
21 at Old Dominion	W, 79-63	25-11, 13-5
24 at Fairfield	W, 64-59	26-11, 13-5

Location.....	Macon, Ga.
Founded.....	1833
Enrollment.....	8,200
Nickname.....	Bears
Colors.....	Orange and Black
Joined A-Sun.....	1978
Arena.....	University Center
Capacity.....	3,200
Website.....	MercerBears.com
Head Coach.....	Bob Hoffman
Associate Head Coach.....	Spencer Wright
Assistant.....	Doug Esleek
Assistant.....	Jake Nelp
President.....	William D. Underwood
Athletics Director.....	Jim Cole
SWA.....	Sybil Blalock
Faculty Athletics Rep.	Dr. Jeffery Hugdahl
SID Contact.....	Andy Stabell
CIT Championship Record.....	4-0
2011 Finish.....	N/A
Best Finish.....	Finals; 2012
Tournament W-L OT.....	0-0
Last OT.....	N/A
W-L as Home Team.....	2-0
W-L as Away Team.....	2-0
Last Loss vs. Visitor.....	N/A
Last Win vs. Home Team.....	at Fairfield, 3/24/12



- 2012 Atlantic Sun First Team All-Conference Member
- Leads team in scoring and assists
- Led Bears to No. 2 Seed in A-Sun Championship
- One of four Bears to start in every contest this season
- Ranks 4th in A-Sun for assists





2011-12 Atlantic Sun Conference Mercer Combined Team Statistics (Through games of Mar 27, 2012) All games

RECORD:	OVERALL	HOME	AWAY	NEUTRAL
ALL GAMES	26-11	15-2	11-8	0-1
CONFERENCE	13-5	8-1	5-4	0-0
NON-CONFERENCE	13-6	7-1	6-4	0-1

#	Player	gp-gs	min	Total			3-Point		F-Throw		Rebounds				pf	dq	a	to	blk	stl	pts	avg
				avg	fg-fga	fg%	3fg-fga	3fg%	ft-fa	ft%	off	def	tot	avg								
21	HALL, Langston	37-37	1284	34.7	126-334	.377	68-185	.368	98-130	.754	9	114	123	3.3	72	0	156	99	8	48	418	11.3
15	CECIL, Justin	37-37	925	25.0	139-333	.417	82-219	.374	45-57	.789	39	91	130	3.5	74	0	25	43	14	16	405	10.9
20	GOLLON, Jakob	37-37	1174	31.7	135-284	.475	26-67	.388	93-113	.823	59	161	220	5.9	97	3	121	116	14	59	389	10.5
05	THOMAS, Bud	37-37	1167	31.5	117-236	.496	30-95	.316	52-82	.634	45	126	171	4.6	64	1	77	73	18	46	316	8.5
02	SMITH, Travis	29-0	621	21.4	83-169	.491	27-66	.409	53-64	.828	20	54	74	2.6	70	3	52	44	0	23	246	8.5
52	COURSEY, Daniel	37-36	730	19.7	125-200	.625	0-0	.000	52-86	.605	60	96	156	4.2	102	3	15	50	88	12	302	8.2
34	BRYAN, Jibri	5-0	78	15.6	11-26	.423	7-14	.500	2-3	.667	6	12	18	3.6	11	0	3	4	1	3	31	6.2
45	BROWN, Monty	37-1	430	11.6	63-108	.583	0-0	.000	51-78	.654	31	62	93	2.5	66	2	7	42	19	2	177	4.8
23	SMITH, Chris	37-0	364	9.8	30-76	.395	9-26	.346	29-36	.806	16	42	58	1.6	49	2	16	25	7	15	98	2.6
50	LARSEN, Paul	31-0	194	6.3	16-52	.308	0-0	.000	19-30	.633	18	25	43	1.4	29	0	3	17	3	8	51	1.6
32	HARRIS, Shaquille	27-0	91	3.4	14-35	.400	5-16	.313	4-10	.400	3	8	11	0.4	17	0	3	8	2	9	37	1.4
03	CANEVARI, Kevin	33-0	157	4.8	7-16	.438	3-11	.273	4-5	.800	4	12	16	0.5	18	0	19	20	0	10	21	0.6
00	MISKIMON, R.J.	8-0	9	1.1	2-3	.667	1-2	.500	0-0	.000	0	2	2	0.3	1	0	0	0	0	0	5	0.6
14	HALLICE, T.J.	37-0	154	4.2	6-24	.250	0-3	.000	6-14	.429	13	19	32	0.9	21	0	8	9	4	3	18	0.5
22	MOTEN, Darious	23-0	46	2.0	2-11	.182	0-3	.000	1-3	.333	5	0	5	0.2	3	0	1	3	2	0	5	0.2
44	JACKSON, Marquisse	10-0	26	2.6	0-2	.000	0-1	.000	0-0	.000	0	1	1	0.1	7	0	0	2	0	1	0	0.0
Total.....		37	7450		876-1909	.459	258-708	.364	509-711	.716	380	901	1281	34.6	703	14	506	561	180	255	2519	68.1
Opponents.....		37	7450		783-2032	.385	225-731	.308	530-788	.673	469	748	1217	32.9	688	-	367	504	117	296	2321	62.7

TEAM STATISTICS	MUM	OPP	Date	Opponent	Score	Att.
SCORING	2519	2321	11/12/11	EMORY	w 66-57	3182
Points per game	68.1	62.7	11/14/11	at Missouri	L 63-81	5778
Scoring margin	+5.4	-	11/17/11	at Furman	w 66-46	1269
FIELD GOALS-ATT	876-1909	783-2032	11/21/11	SAM HOUSTON STATE	w 60-38	1537
Field goal pct	.459	.385	11/22/11	NIAGARA	w 74-55	1422
3 POINT FG-ATT	258-708	225-731	11/23/11	SOUTH DAKOTA STATE	L 61-74	1568
3-point FG pct	.364	.308	* 12/01/11	at Lipscomb	w 79-72	1730
3-pt FG made per game	7.0	6.1	* 12/3/11	at Belmont	L 78-82	1640
FREE THROWS-ATT	509-711	530-788	12/07/11	at Samford	Wot 83-78	1036
Free throw pct	.716	.673	12/10/11	CHATTANOOGA	w 67-56	1795
REBOUNDS	1281	1217	12/18/11	at Seton Hall	Lot 77-80	6502
Rebounds per game	34.6	32.9	12/20/11	at Georgia	L 58-72	5654
Rebounding margin	+1.7	-	12/22/11	at Georgia Tech	w 65-59	3841
ASSISTS	506	367	12/28/11	at Tulsa	L 62-68	3922
Assists per game	13.7	9.9	12-30-11	at Navy	w 65-56	2555
TURNOVERS	561	504	* 1/2/12	FGCU	w 76-54	2075
Turnovers per game	15.2	13.6	* 1/4/12	STETSON	w 75-59	1750
Turnover margin	-1.5	-	* 1/7/12	at ETSU	L 61-76	3221
Assist/turnover ratio	0.9	0.7	* 01/09/12	at USC Upstate	w 73-66	694
STEALS	255	296	* 1/13/12	KENNESAW STATE	w 81-51	2856
Steals per game	6.9	8.0	* 1/21/12	NORTH FLORIDA	w 69-58	2951
BLOCKS	180	117	* 1/23/12	JACKSONVILLE	w 75-65	2210
Blocks per game	4.9	3.2	* 01/28/12	at Stetson	w 75-64	1929
WINNING STREAK	4	-	* 1/30/12	at FGCU	w 75-66	1738
Home win streak	3	-	* 2/4/12	USC UPSTATE	w 61-47	3007
ATTENDANCE	35594	57474	* 2/6/12	ETSU	w 54-46	2265
Home games-Avg/Game	17-2094	19-2841	* 2/10/12	at Kennesaw State	w 61-57	4991
Neutral site-Avg/Game	-	1-3497	* 2/18/12	at Jacksonville	L 75-81	1111
			* 02-20-12	at North Florida	L 66-75	1397
			* 2/23/12	LIPSCOMB	w 63-54	2450
			* 2/25/12	BELMONT	L 61-62	0
			2/29/12	LIPSCOMB	w 61-53	2621
			3/2/12	vs FGCU	L 58-62	3497
			3/13/12	TENNESSEE STATE	w 68-60	1773
			3/17/12	GEORGIA STATE	w 64-59	2132
			3-21-12	at Old Dominion	w 79-73	3412
			03/24/12	at Fairfield	w 64-59	1557

Score by Periods	1	2	OT	Totals
Mercer	1141	1359	19	2519
Opponents	1052	1252	17	2321



2011-12 Season Statistical Leaders

Points Per Game

Rank	Player	School	Total
1.	Torrey Craig	USC Upstate	16.4
2.	Markeith Cummings	Kennesaw State	15.4
3.	Adam Sollazzo	ETSU	14.9
4.	Adam Pegg	Stetson	14.9
5.	Parker Smith	North Florida	14.5
6.	Kerron Johnson	Belmont	13.8
7.	Chris Perez	Stetson	13.5
8.	Spencer Dixon	Kennesaw State	13.4
9.	Sherwood Brown	FGCU	12.8
10.	Aaron Graham	Stetson	12.7

Rebounds per Game

Rank	Player	School	Total
1.	Aaron Anderson	Kennesaw State	9.0
2.	Torrey Craig	USC Upstate	7.7
3.	Justin Glenn	Lipscomb	7.4
4.	Ricardo Glenn	USC Upstate	7.3
5.	Tommy Hubbard	ETSU	7.2

Assists per Game

Rank	Player	School	Total
1.	Brett Comer	FGCU	5.6
2.	Kerron Johnson	Belmont	5.2
3.	Adam Sollazzo	ETSU	4.4
4.	Langston Hall	Mercer	4.2
5.	Russell Powell	Jacksonville	4.0

Steals per Game

Rank	Player	School	Total
1.	Sheldon Cooley	ETSU	2.5
2.	Tommy Hubbard	ETSU	2.2
3.	Bernard Thompson	FGCU	1.8
4.	Delbert Love	Kennesaw State	1.7
5.	Adam Sollazzo	ETSU	1.6
	Jodd Maxey	USC Upstate	1.6
	Jakob Gollon	Mercer	1.6

Field-Goal Percentage

Rank	Player	School	Total
1.	Daniel Coursey	Mercer	.625
2.	Justin Glenn	Lipscomb	.593
3.	Glenn Powell	Jacksonville	.559
4.	Isiah Brown	ETSU	.558
5.	Scott Saunders	Belmont	.547

Free-Throw Percentage

Rank	Player	School	Total
1.	Parker Smith	North Florida	.838
2.	Jakob Gollon	Mercer	.823
3.	Ty Greene	USC Upstate	.778
	Aaron Graham	Stetson	.778
5.	Scott Saunders	Belmont	.767

Three-Point Field Goal Percentage

Rank	Player	School	Total
1.	Drew Hanlen	Belmont	.482
2.	Filip Cvjeticanin	FGCU	.431
3.	Christophe Varidel	FGCU	.420
4.	Parker Smith	North Florida	.410
5.	Aloys Cabell	Jacksonville	.408

Atlantic Sun Active Career Leaders

Career Points

Rank	Player	School	Total
1.	Markeith Cummings	Kennesaw State	(25) 1603
2.	Spencer Dixon	Kennesaw State	(51) 1319
	Ian Clark	Belmont	(T51) 1319
4.	Mick Hedgepeth	Belmont	(85) 1191
5.	Isiah Brown	ETSU	(87) 1183
7.	Adam Sollazzo	ETSU	(124) 1031
6.	Jerron Granberry	North Florida	(T127) 1025
8.	Torrey Craig	USC Upstate	990
9.	Scott Saunders	Belmont	948
10.	Kerron Johnson	Belmont	927

Career Rebounds

Rank	Player	School	Total
1.	Isiah Brown	ETSU	(13) 790
2.	Mick Hedgepeth	Belmont	692
3.	Tommy Hubbard	ETSU	616
4.	Markeith Cummings	Kennesaw State	515
5.	Tevin Galvin	Jacksonville	507
6.	Andy Diaz	North Florida	488
7.	Scott Saunders	Belmont	487
8.	Torrey Craig	USC Upstate	497
9.	Matt Sauey	North Florida	479
10.	Glenn Powell	Jacksonville	474

Career Assists

Rank	Player	School	Total
1.	Drew Hanlen	Belmont	(T21) 423
2.	Adam Sollazzo	ETSU	409
3.	Spencer Dixon	Kennesaw State	398
4.	Kerron Johnson	Belmont	357
5.	Langston Hall	Mercer	273
6.	Russell Powell	Jacksonville	251
7.	Ian Clark	Belmont	210
8.	Jacob Arnett	Lipscomb	205
9.	Jimmy Williams	North Florida	193
10.	Markeith Cummings	Kennesaw State	188

Career Steals

Rank	Player	School	Total
1.	Spencer Dixon	Kennesaw State	(T19) 178
2.	Kerron Johnson	Belmont	149
	Adam Sollazzo	ETSU	148
4.	Tommy Hubbard	ETSU	142
5.	Sheldon Cooley	ETSU	129
6.	Isiah Brown	ETSU	126
7.	Ian Clark	Belmont	109
8.	Markeith Cummings	Kennesaw State	108
9.	Tevin Galvin	Jacksonville	104
10.	Drew Hanlen	Belmont	102

Career Blocks

Rank	Player	School	Total
1.	Isiah Brown	ETSU	(5) 183
2.	Matt Sauey	North Florida	(14) 145
3.	Babatunde Olumuyiwa	USC Upstate	106
4.	Glenn Powell	Jacksonville	101
5.	Daniel Coursey	Mercer	89
6.	Scott Saunders	Belmont	85
7.	Andy Diaz	North Florida	82
8.	Mick Hedgepeth	Belmont	78
9.	Justin Glenn	Lipscomb	67
10.	Lukas Poderis	ETSU	56

(#) - Denotes rank in A-Sun Career Record Books



A-Sun Individuals in Statistical Rankings

Field Goal Percentage

57th	Adam Pegg	Stetson	51.6
------	-----------	---------	------

Three-Point Field Goals Per Game

10th	Parker Smith	North Florida	3.0
33rd	Ian Clark	Belmont	2.71
37th	Drew Hanlen	Belmont	2.69
71st	Jerron Granberry	North Florida	2.45
73rd	Torrey Craig	USC Upstate	2.44
83rd	Spencer Dixon	Kennesaw State	2.39
92nd	Aaron Graham	Stetson	2.34

Three-Point Field Goal Percentage

2nd	Drew Hanlen	Belmont	48.2
26th	Parker Smith	North Florida	41.0
34th	Ian Clark	Belmont	40.5

Free-Throw Percentage

64th	Parker Smith	North Florida	83.8
88th	Jakob Gollon	Mercer	82.3

Rebounds per Game

46th	Aaron Anderson	Kennesaw State	9.0
------	----------------	----------------	-----

Assists per Game

29th	Brett Comer	FGCU	5.6
45th	Kerron Johnson	Belmont	5.2

Blocked Shots per Game

25th	Daniel Coursey	Mercer	2.38
95th	Justin Glenn	Lipscomb	1.58

Steals per Game

12th	Sheldon Cooley	ETSU	2.48
20th	Tommy Hubbard	ETSU	2.23
81st	Bernard Thompson	FGCU	1.78
100th	Delbert Love	Kennesaw State	1.71

Assist Turnover Ratio

41st	Drew Hanlen	Belmont	2.21
44th	Russell Powell	Jacksonville	2.2
47th	Kerron Johnson	Belmont	2.19

* Statistics are through games played on Mar. 25th

A-Sun Teams in National Statistical Rankings

Win-Loss Percentage

26th	Belmont	77.1
58th	Mercer	70.3
96th	USC Upstate	61.8

Scoring Offense

4th	Belmont	80.9
70th	Lipscomb	72.3
75th	FGCU	72.1
76th	Stetson	72.0
88th	USC Upstate	71.4

Scoring Defense

62nd	Mercer	62.7
-------------	---------------	-------------

Scoring Margin

7th	Belmont	13.4
82nd	Mercer	5.4

Field-Goal Percentage

16th	Belmont	48.1
71st	Mercer	45.8
75th	North Florida	45.8
81st	FGCU	45.6

Field-Goal Percentage Defense

9th	Mercer	38.6
------------	---------------	-------------

Three-Point Field Goals Made per Game

9th	Belmont	8.8
37th	Stetson	7.9
40th	FGCU	7.8
56th	Lipscomb	7.6
95th	Mercer	7.0

Three-Point Field Goal Percentage

36th	Belmont	37.8
49th	FGCU	37.4
64th	Lipscomb	36.9
77th	Mercer	36.4
95th	North Florida	35.8

Three-Point Field Goal Percentage Defense

35th	Mercer	30.8
-------------	---------------	-------------

Free-Throw Percentage

44th	Belmont	73.5
90th	Mercer	71.6

Rebounding Margin

55th	USC Upstate	3.9
83rd	Belmont	2.7

Assists Per Game

5th	Belmont	17.3
35th	Stetson	15.0
66th	Lipscomb	14.1
93rd	Mercer	13.7

Assist Turnover Ratio

9th	Belmont	1.41
-----	---------	------

Blocked Shots Per Game

31st	Mercer	4.8
69th	USC Upstate	4.2
99th	FGCU	3.9

Steals Per Game

2nd	ETSU	10.2
19th	USC Upstate	8.4
32nd	FGCU	8.2
85th	Jacksonville	7.3
89th	Belmont	7.3
91st	Lipscomb	7.3

Fewest Turnovers Per Game

72nd	Belmont	12.3
------	---------	------

Turnover Margin

12th	ETSU	3.6
50th	Belmont	2.2
76th	USC Upstate	1.6

* Statistics are through games played on Mar. 25th



2011-12 Atlantic Sun Players of the Week

Date	Player	School
11/15	Kerron Johnson	Belmont
11/22	Ricardo Glenn	USC Upstate
11/29	Marcus Dubose	ETSU
12/6	Kerron Johnson	Belmont
12/13	Jakob Gollon	Mercer
12/20	Ricardo Glenn	USC Upstate
12/27	Jordan Burgason	Lipscomb
1/3	Scott Saunders	Belmont
1/10	Torrey Craig	USC Upstate
1/17	Adam Sollazzo	ETSU
1/24	Torrey Craig	USC Upstate
1/31	Sherwood Brown	FGCU
2/7	Parker Smith	North Florida
2/14	Aloys Cabell	Jacksonville
2/21	Parker Smith	North Florida
2/28	Torrey Craig	USC Upstate

2011-12 Atlantic Sun Newcomer of the Week

Date	Player	School
11/15	Adam Pegg	Stetson
11/22	Brett Comer	FGCU
11/29	Zavion Williams	Lipscomb
12/6	Malcolm Smith	Lipscomb
12/13	Deonte Alexander	Lipscomb
12/20	Ty Greene	USC Upstate
12/27	Travis Wallace	North Florida
1/3	Bernard Thompson	FGCU
1/10	Travis Wallace	North Florida
1/17	Jodd Maxey	USC Upstate
1/24	Travis Wallace	North Florida
1/31	Chris Perez	Stetson
2/7	Delbert Love	Kennesaw State
2/14	Adam Pegg	Stetson
2/21	Ty Greene	USC Upstate
2/28	Bernard Thompson	FGCU

Double-Double Leaders (Active Players Only)

Player, School	All Games		A-Sun	
	11-12	Career	11-12	Career
Tommy Hubbard, ETSU	6	19	5	13
Aaron Anderson, KSU	11	14	7	9
Torrey Craig, Upst	8	13	6	11
Isiah Brown, ETSU	2	12	1	10
Markeith Cummings, KSU	2	8	2	7
Mick Hedgepeth, Bel	1	8	1	7
Delwan Graham, JU	4	7	2	5
Justin Glenn, Lip	6	6	4	4
Glenn Powell, JU	4	5	3	3
Scott Saunders, Bel	2	5	1	4
Ricardo Glenn, Upst	4	4	3	3
Andy Diaz, UNF	-	4	-	-
Sherwood Brown, FGCU	3	3	1	1
Kerron Johnson, Bel	2	2	2	2
Adam Pegg, Stet	2	2	2	2
Travis Wallace, UNF	2	2	2	2
Bernard Thompson, FGCU	2	2	2	2
Brett Comer, FGCU	2	2	1	1
Matt Sauey, UNF	2	2	2	2
David Juene, UNF	-	2	-	2
Jimmy Williams, UNF	-	2	-	2
Blake Jenkins, Bel	1	1	1	1
Jakob Gollon, Mer	1	1	-	-
Babatunde Olumuyiwa, Upst	-	1	-	1
Bud Thomas, Mer	-	1	-	1
Ian Clark, Bel	-	1	-	-
Malcolm Smith, Lip	1	1	1	1
Willie Green, Stet	1	1	1	1
Tevin Gavin, JU	1	1	1	1
Aaron Graham, Stet	1	1	-	-
Eddie Murray, FGCU	1	1	-	-
Chase Fieler, FGCU	1	1	-	-
Matt Sauey, UNF	-	1	-	-
Curtis Wilkinson, ETSU	-	1	-	-

Atlantic Sun Coaching Records

Coach, School	Career		At School		*A-Sun
	Season	W-L	Season	W-L	W-L
Rick Byrd, Bel	31st	637-340	26th	545-285	168-61
Murry Bartow, ETSU	15th	281-196	9th	179-113	102-44
Andy Enfield, FGCU	1st	15-17	1st	15-17	8-10
Cliff Warren, JU	7th	100-114	7th	100-114	76-65
Lewis Preston, KSU	1st	3-28	1st	3-28	0-18
Scott Sanderson, Lip	16th	294-208	13th	210-183	100-83
Bob Hoffman, Mer	21st	386-215	4th	74-61	48-36
Matthew Driscoll, UNF	7th	70-130	3rd	44-53	30-33
Eddie Payne, Upst	27th	401-392	10th	141-159	36-58
Casey Alexander, Stet	1st	9-20	1st	9-20	6-12

* Includes A-Sun Tournament

Scoring, Rebounding and Assists (Career Totals - Active Leaders Only)

40-POINT GAMES

Parker Smith..... UNF 1

30-POINT GAMES

Markeith Cummings..... KSU 4
 Ian Clark Bel2
 Parker Smith..... UNF2
 Torrey Craig..... Upst 1
 Tommy Hubbard ETSU 1
 Adam Pegg Stet 1

20-POINT GAMES (Min. 3)

Markeith Cummings..... KSU 32
 Torrey Craig Upst 19
 Ian Clark Bel 13
 Parker Smith..... UNF 11
 Spencer Dixon..... KSU 11
 Tommy Hubbard ETSU 9
 Isiah Brown..... ETSU 9
 Adam Sollazzo..... ETSU 8
 Jerron Granberry..... UNF7
 Chris Perez..... Stet7

Langston Hall..... Mer 6

Justin Cecil Mer 6

Aaron Graham Stet 6
 Marcus Dubose ETSU 6
 Adam Pegg Stet 6
 Aloys Cabell JU 6
 Ty Greene..... Upst5
 Sherwood Brown FGCU5
 Tyshawn Patterson Stet 4
 Mick Hedgepeth Bel 4
 Scott Saunders Bel3
 Andy Diaz..... UNF3
 Christophe Varidel..... FGCU3
 Zavion Williams Lip3
 Delbert Love KSU3
 Travis Wallace UNF3
 Malcolm Smith Lip3

10-REBOUND GAMES (Min. 3)

Tommy Hubbard ETSU .. 23
 Aaron Anderson..... KSU 20
 Isiah Brown..... ETSU... 19
 Torrey Craig..... Upst 13
 Mick Hedgepeth Bel 11
 Delwan Graham..... JU 9
 Scott Saunders Bel 8
 Justin Glenn..... Lip 8
 Ricardo Glenn..... Upst7
 Andy Diaz..... UNF7
 Markeith Cummings..... KSU7
 Glenn Powell..... JU 6
 David Juene UNF 4
 Jimmy Williams..... UNF 4
 Matt Sauey UNF 4
Jakob Gollon Mer.... 3
 Sherwood Brown FGCU3
 Adam Pegg Stet3

10-ASSIST GAMES

Brett Comer FGCU ... 4
 Adam Sollazzo..... ETSU3
 Markeith Cummings..... KSU 1
 Russell Powell..... JU 1
 Kerron Johnson Bel 1



2012 CollegeInsider.com Tournament Schedule

FIRST ROUND - TUESDAY, MARCH 13

Robert Morris 67, Indiana State 60
Mercer 68, Tennessee State 60
 Old Dominion 68, Coastal Carolina 66
 Georgia State 74, Tennessee Tech 43
 Toledo 76, McNeese State 63
 Weber State 72, Utah Valley 69

FIRST ROUND - WEDNESDAY MARCH 14

Manhattan 89, Albany 79
 Fairfield 68, Yale 56
 Oakland 86, Bowling Green 69
 Buffalo 78, American 61
 Drake 70, North Dakota 64
 Rice 68, UL-Lafayette 63
 Utah State 75, CSU Bakersfield 69
 Idaho 86, UC Santa Barbara 83
 Loyola Marymount 88, Cal State Fullerton 79

FIRST ROUND - THURSDAY MARCH 15

USC Upstate 73, Kent State 58

SECOND ROUND - SATURDAY, MARCH 17

Robert Morris 69, Toledo 51

Oakland 84, Buffalo 76
Mercer 64, Georgia State 59
 Rice 74, Drake 68
 Utah State 76, Idaho 56

SECOND ROUND - SUNDAY, MARCH 18

Old Dominion 65, USC Upstate 56
 Fairfield 69, Manhattan 57
 Loyola Marymount 84, Weber State 78 OT

QUARTERFINALS - TUESDAY, MARCH 20

Oakland 77, Rice 70

QUARTERFINALS - WEDNESDAY, MARCH 21

Fairfield 67, Robert Morris 61
Mercer 79, Old Dominion 73
 Utah State 77, Loyola Marymount 69

SEMIFINALS - SATURDAY, MARCH 24

Mercer 64, Fairfield 59

SEMIFINALS - SUNDAY, MARCH 25

Utah State 105, Oakland 81

2012 CIT CHAMPIONSHIP - WEDNESDAY MARCH 28

Mercer (26-11) at Utah State (21-15) 9:00 EST | Logan, Utah

ESPN/USA TODAY MEN'S COACHES TOP 25 POLL MAR. 12, 2012

No.	School (1st)	W-L	Points	Pvs
1.	Kentucky (30)	32-2	774	1
2.	Syracuse	31-2	730	2
3.	Missouri (1)	30-4	715	5
4.	Michigan State	27-7	660	8
5.	North Carolina	29-5	652	4
6.	Kansas	27-6	586	3
7.	Ohio State	27-7	578	7
8.	Duke	27-6	557	6
9.	Murray State	30-1	502	10
10.	Baylor	27-7	481	11
11.	Marquette	25-7	452	9
12.	Florida State	24-9	442	17
13.	Wisconsin	24-9	348	12
14.	Michigan	24-9	319	13
15.	Georgetown	23-8	307	14
16.	Saint Mary's	27-5	268	18
17.	Indiana	25-8	252	15
18.	Louisville	26-9	245	NR
19.	Wichita State	27-5	231	16
20.	Creighton	28-5	199	22
21.	Florida	23-10	189	19
22.	New Mexico	27-6	125	NR
23.	San Diego State	26-7	99	21
24.	Vanderbilt	24-10	94	NR
25.	UNLV	26-8	79	20

Others receiving votes: Notre Dame 48, Memphis 40, Temple 24, Cincinnati 22, Gonzaga 20, Virginia Commonwealth 13, Kansas State 6, Virginia 5, Long Beach State 3, Harvard 3, Iowa State 2, Saint Louis 2, North Carolina State 2, Montana 1

Dropped from rankings: Notre Dame 23, Temple 24, Gonzaga 25

The USA TODAY/ESPN Board of Coaches is made up of 31 head coaches at Division I institutions. All are members of the National Association of Basketball Coaches. The members of the board for the 2011-12 season: Mike Adras, Northern Arizona; Tommy Amaker, Harvard; Tevester Anderson, Jackson State; Ronnie Arrow, South Alabama; Randy Bennett, Saint Mary's; Eddie Biedenbach, North Carolina-Asheville; Jim Boehm, Syracuse; **Rick Byrd, Belmont**; Tim Cluess, Iona; Charlie Coles, Miami (Ohio); Steve Donahue, Boston College; Scott Drew, Baylor; Steve Fisher, San Diego State; Mark Fox, Georgia; Don Friday, St. Francis (Pa.); Bill Herrion, New Hampshire; Ben Jacobson, Northern Iowa; Rob Jeter, Wisconsin-Milwaukee; Mike McConathy, Northwestern State; Bob McKillop, Davidson; Phil Martelli, Saint Joseph's; Ron "Fang" Mitchell, Coppin State; Matt Painter, Purdue; Dave Paulsen, Bucknell; Herb Sendek, Arizona State; Shaka Smart, Virginia Commonwealth; Scott Sutton, Oral Roberts; Donnie Tyn-dall, Morehead State; Don Verlin, Idaho; Bob Williams, UC-Santa Barbara; Doug Wojcik, Tulsa.

ASSOCIATED PRESS MEN'S TOP 25 POLL MAR. 12, 2012

No.	School (1st)	W-L	Points	Pvs
1.	Kentucky (61)	32-2	1,621	1
2.	Syracuse (1)	31-2	1,545	2
3.	Missouri (2)	30-4	1,459	5
4.	North Carolina (1)	29-5	1,403	4
5.	Michigan State	27-7	1,386	8
6.	Kansas	27-6	1,330	3
7.	Ohio State	27-7	1,229	7
8.	Duke	27-6	1,158	6
9.	Baylor	27-7	1,064	12
10.	Florida State	24-9	972	17
11.	Marquette	25-7	912	9
12.	Murray State	30-1	871	11
13.	Michigan	24-9	808	10
14.	Wisconsin	24-9	766	14
15.	Georgetown	23-8	726	13
16.	Indiana	25-8	576	15
17.	Louisville	26-9	558	NR
18.	Wichita State	27-5	517	16
19.	Creighton	28-5	373	19
20.	Vanderbilt	24-10	334	NR
21.	New Mexico	27-6	318	NR
22.	San Diego State	26-7	223	18
23.	UNLV	26-8	201	20
24.	Saint Mary's	27-5	187	NR
25.	Florida	23-10	146	22

Others receiving votes: Temple 103, Cincinnati 89, Notre Dame 85, Memphis 59, Gonzaga 47, Iowa State 13, Virginia Commonwealth 12, Drexel 11, Virginia 9, Long Beach State 5, Harvard 4, Kansas State 3, St. Bonaventure 1

Dropped from rankings: Temple 21, Notre Dame 23, Gonzaga 24, Iowa State 25

COLLEGEINSIDER.COM MEN'S MID-MAJOR TOP 25 MAR. 12, 2012

No.	School (1st)	W-L	Points	Pvs	Conference
1.	Murray State (30)	30-1	772	1	Ohio Valley
2.	Creighton (1)	28-5	742	3	Missouri Valley
3.	Wichita State	27-5	706	2	Missouri Valley
4.	Gonzaga	25-5	683	4	West Coast
5.	Saint Mary's	26-5	652	6	West Coast
6.	Drexel	27-5	607	7	Colonial Athletic
7.	VCU	27-6	576	12	Colonial Athletic
8.	Long Beach State	22-8	562	5	Big West
9.	Oral Roberts	27-5	530	11	Summit
10.	Harvard	26-4	502	10	Ivy League
11.	Middle Tennessee	25-6	449	8	Sun Belt
12.	Iona	25-7	426	9	Metro Atlantic
13.	Belmont	27-7	411	15	Atlantic Sun
14.	Montana	23-6	324	18	Big Sky
15.	Weber State	23-5	315	13	Big Sky
16.	Davidson	24-7	300	17	Southern
17.	BYU	25-8	295	14	West Coast
18.	George Mason	24-9	234	16	Colonial Athletic
19.	Valparaiso	22-10	204	20	Horizon
20.	South Dakota State	25-7	124	21	Summit
21.	UT-Arlington	23-7	122	19	Southland
22.	Long Island	24-8	102	24	Northeast
23.	Loyola MD	23-8	77	NR	Metro Atlantic
24.	Ohio	24-7	73	22	Mid-American
25.	Akron	21-10	60	23	Mid-American

OTHERS RECEIVING VOTES: Denver 46, Penn 44, Wagner 43, Illinois State 31, Buffalo 8, Cleveland State 5, Detroit 5, Robert Morris 5, Tennessee State 5, UNC-Ashville 5, Bucknell 4, Butler 4, Cal State Fullerton 4, Savannah State 4, Stony Brook 4, Loyola Marymount 3, Northern Iowa 3, USC Upstate 2, Fairfield 1, Lamar 1, Lehigh 1, Vermont 1.

VOTING PANEL: Jesse Agel (Brown), Casey Alexander (Stetson), Murry Bartow (East Tennessee State), Randy Bennett (St. Mary's), Horace Broadnax (Savannah State), Milan Brown (Holy Cross), Will Brown (Albany), Kermit Davis (Middle Tennessee), Billy Donlon (Wright State), Bruiser Flint (Drexel), James Fox (Davidson), Tyler Geving (Portland State), Mike Gillian (Longwood), Steve Hawkins (Western Michigan), Willie Hayes (Alabama A&M), B.J. Hill (Northern Colorado), Dick Hunsaker (Utah Valley), Greg Kampe (Oakland), Danny Kaspar (Stephen F. Austin), Kerry Keating (Santa Clara), Gregg Marshall (Wichita State), Greg McDermott (Creighton), Tom Moore (Quinnipiac), Jeff Neubauer (Eastern Kentucky), Jimmy Patson (Loyola MD), Buzz Peterson (UNC Wilmington), Barclay Radebaugh (Charleston Southern), John Shulman (Chattanooga), Brad Stevens (Butler), Jim Woolridge (UC Riverside), Ernie Zeigler (Central Michigan)

NOTE: The Mid-Major Poll is made up of teams from the following conferences: America East, Atlantic Sun, Big Sky, Big South, Big West, Colonial, Great West, Horizon, Independents, Ivy, Metro Atlantic, Mid-American, Mid-Eastern, Missouri Valley, Northeast, Ohio Valley, Patriot, Southern, Southland, Southwestern, Summit, Sun Belt, West Coast.



Single Season Individual Records

Points (Top 50)

1.	Sam Mitchell	Mer	84-85	774
2.	Ernie Hill	OCU	78-79	771
3.	Kevin Tiggs	ETSU	08-09	729
4.	Calvin Natt	NLU	78-79	707
5.	Craig Beard	Sam	84-85	703
6.	Willie Jackson	Cent	82-83	697
7.	Willie Jackson	Cent	81-82	693
8.	Larry Robinson	Cent	89-90	689
9.	Adnan Hodzic	Lip	09-10	682
10.	Jeff Sanders	GaSo	88-89	674
11.	George Lett	Cent	78-79	670
12.	James Florence	Mer	08-09	667
13.	Willie Jackson	Cent	83-84	663
14.	Myron Jackson	UALR	85-86	661
15.	Reggie Elliott	Mer	95-96	656
16.	Pete Myers	UALR	85-86	653
17.	Ben Smith	Ju	09-10	652
18.	Craig Beard	Sam	83-84	645
19.	Thomas Terrell	GSU	01-02	635
20.	Mark Brisker	Stet	91-92	633
21.	Phillip Luckydo	GSU	91-92	629
22.	Mike Smith	ETSU	10-11	626
	Jonathan Rodriguez	Cam	07-08	626
24.	Phillip Luckydo	GSU	90-91	625
25.	Tim Smith	ETSU	05-06	617
26.	Courtney Pigram	ETSU	06-07	614
27.	Mark Brisker	Stet	90-91	603
28.	Courtney Pigram	ETSU	08-09	598
	Tommy French	H-SU	89-90	598
30.	Earl Walker	Mer	84-85	597
31.	Ronnie Ellison	UTSA	90-91	597
32.	Patrick Greer	Cent	90-91	596
	Maurice Cowan	Stet	89-90	596
34.	George Lett	Cent	79-80	594
35.	Shernard Long	GSU	00-01	593
36.	Sam Bowie	SLU	95-96	590
37.	Steve Barker	Sam	81-82	584
38.	Mark Jones	UCF	97-98	581
39.	Dwight Stewart	FIU	92-93	580
40.	Thomas Sanders	GWU	07-08	579
41.	Curtis Kidd	UALR	86-87	576
42.	Markeith Cummings	KSU	09-10	575
	Kenny Brown	Mer	92-93	575
44.	Dexter Lyons	UCF	03-04	567
45.	Markeith Cummings	KSU	10-11	566
	Craig Beard	Sam	82-83	566
47.	Chris Collier	GSU	90-91	565
48.	Lamayn Wilson	Troy	01-02	564
49.	Kenny Natt	NLU	79-80	562
50.	Frank Hampton	UTSA	87-88	561
NR	Torrey Craig	Upst	11-12	559

Scoring Average (Top 25)

1.	Ernie Hill	OCU	78-79	26.6
2.	Sam Mitchell	Mer	84-85	25.0
3.	Calvin Natt	NLU	78-79	24.4
4.	Willie Jackson	Cent	82-83	24.0
5.	Willie Jackson	Cent	81-82	23.8
6.	Willie Jackson	Cent	83-84	23.7
7.	Craig Beard	Sam	84-85	23.4
8.	Jeff Sanders	GaSo	88-89	23.2
9.	George Lett	Cent	78-79	23.1
10.	Larry Robinson	Cent	89-90	22.9
11.	Adnan Hodzic	Lip	09-10	22.7
12.	Reggie Elliott	Mer	95-96	22.6
	Mark Brisker	Stet	91-92	22.6
14.	Steve Barker	Sam	81-82	22.5
15.	Allen Leavell	OCU	78-79	22.2
16.	Kenny Brown	Mer	92-93	22.1
17.	Tim Smith	ETSU	05-06	22.0
18.	Damon Arnette	FAU	98-99	21.9
	Sam Bowie	SLU	95-96	21.9
20.	Dwight Stewart	FIU	92-93	21.5
	Sam Mitchell	Mer	83-84	21.5
	Craig Beard	Sam	83-84	21.5
23.	Kevin Tiggs	ETSU	08-09	21.4
	Tommy French	H-SU	89-90	21.4
	Dan Salisbery	PAU	78-79	21.4

Field Goals Made (250)

1.	Craig Beard	Sam	84-85	309
2.	Sam Mitchell	Mer	84-85	294
3.	Calvin Natt	NLU	78-79	283
4.	Myron Jackson	UALR	85-86	281

5.	Larry Robinson	Cent	89-90	280
6.	Jeff Sanders	GaSo	88-89	279
7.	Craig Beard	Sam	83-84	276
8.	Willie Jackson	Cent	81-82	273
9.	Willie Jackson	Cent	82-83	271
9.	George Lett	Cent	78-79	271
11.	Adnan Hodzic	Lip	09-10	269
12.	Willie Jackson	Cent	83-84	260
13.	Earl Walker	Mer	84-85	256

Field Goal Pct. (60.0) - (min. 5 fgm/g)

1.	Adam Mark	Bel	01-02	70.8
2.	Adam Mark	Bel	02-03	67.0
3.	Cherokee Rhone	Cent	79-80	66.6
4.	Adam Mark	Bel	03-04	66.2
5.	Lincoln Abrams	Cent	95-96	65.4
6.	Quincy Gause	GSU	98-99	65.2
7.	Rex Spain	PAU	78-79	63.9
8.	Albert Thomas	Cent	85-86	63.2
9.	Roy Jones	HBU	81-82	63.1
10.	Tommy French	H-SU	89-90	62.7
11.	Mike Curry	GaSo	89-90	62.1
12.	Anicet Lavodrama	HBU	84-85	61.8
13.	Albert Thomas	Cent	84-85	61.4
14.	Albert Thomas	Cent	83-84	60.8
15.	Eugene Robinson	NLU	78-79	60.8
16.	Omar Barlett	JSU	02-03	60.8
17.	Cameron Robinson	Lip	04-05	60.7
18.	Adnan Hodzic	Lip	09-10	60.4
19.	Lincoln Abrams	Cent	94-95	60.1

3-point Field Goals Made (Top 25)

1.	E.J. Kusnyer	Mer	09-10	107
	Grayson Flittner	GWU	07-08	107
	Eric Smith	Cam	05-06	107
4.	Gary Johnson	UCF	04-05	103
5.	Ronnie McCollum	Cent	97-98	101
6.	Wes Burtner	Bel	01-02	100
7.	Troy Green	SLU	95-96	98
8.	Ryan Hercek	FAU	99-00	97
9.	Parker Smith	UNF	11-12	96
	Jordan Burgason	Lip	09-10	96
	Adam Fellers	Cam	99-00	96
12.	Drew Hanlen	Bel	11-12	94
	Thomas Terrell	GSU	01-02	94
	Jason Thornton	UCF	99-00	94
	Harry Kennedy	UCF	95-96	94
	Patrick Greer	Cent	90-91	94
	Arthur Walton	HBU	86-87	94
18.	Andy Wicke	Bel	08-09	93
	Steve Drabyn	Bel	03-04	93
	Bobby Dixon	Troy	04-05	91
	Steve Drabyn	Bel	02-03	91
	Ben Fletcher	Troy	02-03	91
	Shellord Pinkett	GSU	97-98	91
24.	Ian Clark	Bel	11-12	92
25.	Parker Smith	UNF	10-11	90
	Kendrick Johnson	Troy	03-04	90

3-point FG/Game (Top 25)

1.	Eric Smith	Cam	05-06	3.82
2.	Troy Green	SLU	95-96	3.63
3.	Wes Burtner	Bel	01-02	3.57
4.	Adam Fellers	Cam	99-00	3.43
5.	Ronnie McCollum	Cent	97-98	3.37
6.	Grayson Flittner	GWU	07-08	3.34
	Ryan Hercek	FAU	99-00	3.34
8.	Jordan Burgason	Lip	09-10	3.31
9.	Shellord Pinkett	GSU	97-98	3.25
10.	E.J. Kusnyer	Mer	09-10	3.24
	Patrick Greer	Cent	90-91	3.24
	Arthur Walton	HBU	86-87	3.24
13.	Dedric Taylor	FIU	95-96	3.20
14.	Aljay Foreman	Cent	93-94	3.17
15.	Ernest Crumbley	FAU	02-03	3.14
	Steve Drabyn	Bel	02-03	3.14
	Dedric Taylor	FIU	96-97	3.14
18.	Harry Kennedy	UCF	95-96	3.13
19.	Gary Johnson	UCF	04-05	3.12
	Harry Kennedy	UCF	96-97	3.12
21.	Jonathan Pixley	Sam	94-95	3.11
	Reggie Titus	Mer	88-89	3.11
23.	Steve Drabyn	Bel	03-04	3.10
24.	Jese Snyder	Bel	04-05	3.07
	Adam Fellers	Cam	00-01	3.07

3-point Pct. (45.0) - (1.5 fgm/g)

1.	David Mitchell	Sam	90-91	52.6
2.	Marcus Carreno	FIU	96-97	50.0
3.	Jason Thornton	UCF	99-00	49.5
4.	Eric Adams	H-SU	87-88	49.4
5.	James Odoms	Mer	03-04	48.8
6.	Drew Hanlen	Bel	11-12	48.2
7.	Aleem Muhammad	Mer	02-03	47.2
	Jonathon Pixley	Sam	92-93	47.2
9.	Quinton Young	FAU	05-06	46.9
10.	Marcus Brown	GSU	04-05	46.7
	Reggie Titus	Mer	87-88	46.7
12.	Ray Abellard	UCF	01-02	46.2
	Wendell Charles	GaSo	91-92	46.2
	Michael Stokes	GaSo	86-87	46.2
15.	Joey Davenport	Sam	94-95	45.8
	Ehren Wallhoff	Stet	93-94	45.8
	Eric Cooper	UTSA	87-88	45.8
18.	Josh Goodwin	Bel	05-06	45.6
	Matt Holman	Troy	99-00	45.6
	Darryl Eaton	UTSA	89-90	45.6
	Eric Adams	H-SU	86-87	45.6
22.	Tyson Dorsey	Sam	02-03	45.5
	Jason Thornton	UCF	01-02	45.5
	Maurice Cowan	Stet	89-90	45.5
25.	Garrett Davis	Stet	98-99	45.3
	Shannon Washington	Cent	92-93	45.3

Free Throws Made (Top 20)

1.	Jonathan Rodriguez	Cam	07-08	208
2.	Ben Smith	JU	09-10	197
	Ernie Hill	OCU	78-79	197
4.	Kevin Tiggs	ETSU	08-09	196
	Nate Williams	GSU	02-03	196
6.	Pete Myers	UALR	85-86	195
7.	Garfield Blair	Stet	07-08	190
8.	Sam Mitchell	Mer	84-85	186
9.	Omar Barlett	JSU	02-03	178
10.	Cherokee Rhone	Cent	79-80	174
11.	Jonathan Rodriguez	Cam	07-08	173
12.	Ed Dotson	UCF	02-03	171
13.	Matt England	HBU	84-85	167
14.	Tommy French	H-SU	89-90	165
15.	Scott Bailey	Mer	88-89	165
16.	Scott Emerson	Mer	02-03	164
17.	Greg Wise	HBU	79-80	162
18.	Ben Smith	JU	07-08	161
	Scott Bailey	Mer	89-90	161
20.	Josh Slater	Lip	10-11	160
NR	Kerron Johnson	Bel	11-12	154

Free Throw Pct. (Top 25) - (min. 2.5 ftm/g)

1.	Justin Hare	Bel	07-08	91.8
2.	Steve Drabyn	Bel	03-04	91.4
3.	Garrett Davis	Stet	97-98	88.8
3.	Eric Adams	H-SU	86-87	88.8
5.	Jason Alexander	Stet	95-96	87.9
6.	Matt O'Brien	GSU	89-90	87.6
7.	Ronnie McCollum	Cent	98-99	87.4
8.	Rodney Hamilton	GSU	97-98	87.3
9.	Billy Bailey	PAU	79-80	87.0
10.	Alain LaRoche	UNF	05-06	86.8
	Garrett Davis	Stet	98-99	86.8
	Jonathan Pixley	Sam	95-96	86.8
	Joey Davenport	Sam	94-95	86.8
14.	Garrett Davis	Stet	96-97	86.5
	Wayne Waggoner	NSU	81-82	86.5
16.	Nate Williams	GSU	03-04	86.3
17.	James Andrews	GSU	87-88	85.9
18.	Earnest Reliford	NSU	81-82	85.6
19.	Jonathan Pixley	Sam	92-93	85.5
20.	Rodney Hamilton	GSU	96-97	85.4
21.	Patrick Greer	Cent	90-91	85.4
	Steve Barker	Sam	81-82	85.4
23.	Parker Smith	UNF	10-11	85.3
	John Thomas	Sam	90-91	85.3
25.	Reed Baker	FGCU	09-10	85.2
	Steve Barker	Sam	79-80	85.2

Rebounds (Top 30)

1.	Daniel Emerson	Mer	09-10	385
2.	George Lett	Cent	78-79	359
3.	Scott Farley	Mer	95-96	349
4.	Donald Newman	UALR	83-84	348
5.	Thomas Sanders	GWU	07-08	346

6.	Daniel Emerson	Mer	08-09	343
7.	Kenneth Green	PAU	79-80	337
8.	Thaddeus Delaney	CoC	95-96	330
9.	Chris Collier	GSU	90-91	328
10.	Rex Spain	PAU	78-79	325
11.	George Lett	Cent	79-80	315
	Calvin Natt	NLU	78-79	315
13.	Lorenzo Williams	Stet	90-91	312
14.	Randy Anderson	Stet	86-87	311
15.	Curtis Kidd	UALR	86-87	309
	Michael Clarke	UALR	85-86	309
	Marion Bellamy	OCU	78-79	309
18.	Pete Meriweather	SLU	91-92	308
19.	Jonathan Rodriguez	Cam	07-08	304



Single Season Individual Records

Assist Avg. (Top 25)			
1. Mike Carroll	PAU	79-80	8.4
2. Greg Davis	Troy	03-04	8.3
3. Damitrius Coleman	Mer	04-05	8.0
Dan Pogue	Cam	95-96	8.0
5. Fred Goporo	HBU	86-87	7.6
6. Everett Callaway	Mer	86-87	7.3
7. Anthony Johnson	CoC	96-97	7.2
Fred Goporo	HBU	85-86	7.2
9. Sedrick Evans	H-SU	87-88	7.1
10. Mike Harding	GaSo	88-89	6.9
11. Anthony Johnson	CoC	95-96	6.7
12. Elston Harris	Mer	84-85	6.4
13. Anthony Stephens	Cent	94-95	6.3
Vaughn Williams	UALR	82-83	6.3
15. Dewey Haley	GSU	85-86	6.2
16. Golden Ingle	KSU	05-06	6.1
T.J. McCullough	GWU	05-06	6.1
Rodney Hamilton	GSU	97-98	6.1
Dan Pogue	Cam	94-95	6.1
20. Aubrey Conerly	JU	05-06	6.0
Sedrick Evans	H-SU	88-89	6.0
22. Junard Hartley	Cam	09-10	5.9
Ravii Givens	Stet	00-01	5.9
Detric Golden	Troy	99-00	5.9
Kevin Morris	GSU	98-99	5.9
Juric Brown	UALR	86-87	5.9
Paul Springer	UALR	85-86	5.9
Napoleon Byrdsong	Cent	81-82	5.9

Blocked Shots (Top 25)			
1. Lorenzo Williams	Stet	89-90	121
2. Kris Hunter	JU	00-01	114
3. Lorenzo Williams	Stet	90-91	113
4. Stanley Wormely	Sam	89-90	91
5. Daniel Coursey	Mer	11-12	88
Nick Schneiders	Upst	09-10	88
7. Haminn Quaintance	JU	03-04	84
8. Sylvester Morgan	GSU	04-05	81
9. Nick Schneiders	Upst	08-09	79
10. Scott Farley	Mer	95-96	72
11. Isiah Brown	ETSU	10-11	71
Babatunde Olumuyiwa	KSU	10-11	71
13. Simon Conn	GWU	05-06	70
14. Stanley Wormely	Sam	88-89	68
15. Haminn Quaintance	JU	04-05	66
Ryan Lewis	JU	02-03	66
17. Thad Delaney	CoC	96-97	63
18. Zavian Smith	GSU	91-92	62
19. Eric Griffin	Cam	10-11	61
20. Raheim Brown	FAU	01-02	59
Scott Farley	Mer	94-95	59
22. Calvin Henry	Mer	08-09	58
Calvin Henry	Mer	07-08	58
24. Andrew Preston	Bel	04-05	57
25. Boomer Herndon	Bel	05-06	56

Blocked Shot Avg. (Top 25)			
1. Kris Hunter	JU	00-01	4.1
2. Lorenzo Williams	Stet	89-90	3.8
3. Lorenzo Williams	Stet	90-91	3.6
4. Stanley Wormely	Sam	89-90	3.3
5. Nick Schneiders	Upst	09-10	3.0
Haminn Quaintance	JU	03-04	3.0
7. Sylvester Morgan	GSU	04-05	2.8
8. Nick Schneiders	Upst	08-09	2.6
9. Scott Farley	Mer	95-96	2.5
Stanley Wormely	Sam	88-89	2.5
11. Daniel Coursey	Mer	11-12	2.4
Babatunde Olumuyiwa	KSU	10-11	2.4
Simon Conn	GWU	05-06	2.4
Haminn Quaintance	JU	04-05	2.4
Ryan Lewis	JU	02-03	2.4
16. Rob Lewin	Troy	02-03	2.2
17. Eric Griffin	Cam	10-11	2.1
Mike Bell	FAU	03-04	2.1
Zavian Smith	GSU	93-94	2.1
Zavian Smith	GSU	91-92	2.1
21. Isiah Brown	ETSU	10-11	2.0
Ryan Lewis	JU	01-02	2.0
Thaddeus Delaney	CoC	96-97	2.0
Scott Farley	Mer	94-95	2.0
Derrall Dumas	Stet	88-89	2.0

Steals (Top 25)			
1. Larry Robinson	Cent	89-90	104
2. Ronnie Ellison	UTSA	90-91	97
3. Tim Smith	ETSU	05-06	95
4. Ledell Eackles	Cam	06-07	94
5. Josh Slater	ETSU	10-11	93
6. Courtney Pigram	ETSU	06-07	89
7. Alexis McMillian	Stet	02-03	87
8. Philip Huyler	FAU	96-97	85
9. Shernard Long	GSU	00-01	84
Kevin Morris	GSU	00-01	84
11. Robert Rushing	Troy	00-01	81
12. Damitrius Coleman	Mer	04-05	80
13. Hank Washington	SLU	92-93	79
14. Rob Quaintance	FGCU	07-08	78
Tim Jennings	GWU	04-05	78
16. Junard Hartley	Cam	09-10	77
Juric Brown	UALR	87-88	77
18. Jeremy Byrd	UPST	07-08	76
Damon Arnette	FAU	98-99	76
20. Greg Davis	Troy	03-04	75
Jay Heard	JSU	01-02	75
22. Herbert Lang	Cent	96-97	73
Preston Ivory	UTSA	90-91	73
24. James Florence	Mer	08-09	72
Kevin Tiggs	ETSU	08-09	72
Wendell Charles	GaSo	91-92	72

Steal Avg. (Top 25)			
1. Alexis McMillian	Stet	02-03	4.0
2. Larry Robinson	Cent	89-90	3.5
3. Tim Smith	ETSU	05-06	3.4
4. Ronnie Ellison	UTSA	90-91	3.3
5. Damon Arnette	FAU	98-99	3.2
6. Josh Slater	ETSU	10-11	3.1
Philip Huyler	FAU	96-97	3.1
8. Ledell Eackles	Cam	06-07	3.0
9. Damitrius Coleman	Mer	04-05	2.9
Shernard Long	GSU	99-00	2.9
11. Jeremy Byrd	UPST	07-08	2.8
Cedric Powell	FAU	98-99	2.8
13. Alexis McMillian	Stet	01-02	2.7
Herbert Lang	Cent	96-97	2.7
15. Junard Hartley	Cam	09-10	2.6
Courtney Pigram	ETSU	06-07	2.6
Tim Jennings	GWU	04-05	2.6
Jay Heard	JSU	01-02	2.6
Robert Rushing	Troy	00-01	2.6
20. Sheldon Cooley	ETSU	11-12	2.5
Rob Quaintance	FGCU	07-08	2.5
Shernard Long	GSU	00-01	2.5
Preston Ivory	UTSA	90-91	2.5
Juric Brown	UALR	87-88	2.5
25. Bobby Dixon	Troy	04-05	2.4
E.J. Gordon	Stet	03-04	2.4
Greg Davis	Troy	03-04	2.4
Kevin Morris	GSU	00-01	2.4

Double Doubles (Top 25 Since 1996-97)			
1. Daniel Emerson	Mer	09-10	21
2. Thomas Sanders	GWU	07-08	20
3. Jonathan Rodriguez	Cam	07-08	17
Adam Sonn	Bel	02-03	17
5. Daniel Emerson	Mer	08-09	15
Thaddeus Delaney	CoC	96-97	15
7. Mike Bell	FAU	04-05	14
Scott Emerson	Mer	02-03	14
9. Tommy Hubbard	ETSU	09-10	13
Shuan Stegall	KSU	06-07	13
11. Bobby Davis	Upst	08-09	12
Brad Nuckles	ETSU	06-07	12
Jonathan Rodriguez	Cam	06-07	12
Maurice Latham	Cam	05-06	12
Scott Emerson	Mer	99-00	12
Quincy Gause	GSU	98-99	12
17. Aaron Anderson	KSU	11-12	11
LaDaris Green	KSU	10-11	11
Adnan Hodzic	Lip	09-10	11
Mike Bell	FAU	03-04	11
Adam Sonn	Bel	01-02	11
Sebastian Singletary	Stet	99-00	11
Mark Adamson	Mer	97-98	11
Jeff Warbritton	Stet	97-98	11
Jonathan Rodriguez	Cam	09-10	11

Career Individual Records

A-Sun 1000-Point Club			
1. Willie Jackson	Cent	80-84	2535
2. James Florence	Mer	06-10	2287
3. Jonathan Rodriguez	Cam	06-10	2153
4. Courtney Pigram	ETSU	05-09	2043
5. Adnan Hodzic	Lip	07-11	2002
6. Sam Mitchell	Mer	81-85	1986
7. Craig Beard	Sam	82-85	1985
8. Ben Smith	JU	06-10	1971
9. Steve Barker	Sam	78-82	1902
10. Jeff Sanders	GaSo	86-89	1861
11. Jonathan Pixley	Sam	92-97	1826
Kerry Blackshear	Stet	92-96	1826
13. Mike Smith	ETSU	06-11	1783
14. Justin Hare	Bel	04-08	1761
15. Scott Emerson	Mer	99-04	1753
16. James Scott	UALR	87-91	1731
17. E.J. Gordon	Stet	03-06	1691
18. Patrick Greer	Cent	87-91	1673
19. Joey Davenport	Sam	92-96	1651
20. Albert Thomas	Cent	82-86	1648
21. Brian Fisk	Lip	04-07	1633
22. Eddie Ard	Lip	04-08	1624
23. Tony Gattis	Mer	79-83	1615
24. Marc Salyers	Sam	97-01	1604
25. Markeith Cummings	KSU	09-12	1603
26. Josh Slater	Lip	07-11	1602
27. Garfield Blair	Stet	05-09	1582
28. Thad Delaney	CoC	93-97	1564
29. Earnest Crumbley	FAU	00-04	1559
30. Robert Rushing	Troy	98-02	1558
31. Rodney Hamilton	GSU	94-98	1515
32. Marion Busby	CoC	91-95	1504
33. Adam Fellers	Cam	98-02	1495
34. Reed Rawlings	Sam	96-00	1493
35. Terrence Brandon	GSU	92-96	1479
36. Lehmon Colbert	JU	06-10	1460
37. Fred McNealey	Cent	85-89	1449
38. Donald Wilson	NLU	78-82	1441
39. Will Daniel	Sam	96-00	1421
40. Anthony Register	Stet	03-06	1414
41. Kenny Brown	Mer	90-93	1407
42. Brian Bender	GWU	03-06	1396
43. Jeff Cowans	FAU	00-04	1388
44. D'Quarius Stewart	UCF	96-00	1387
Wayne Waggoner	2Tms	78-82	1387
46. Adam Mark	Bel	01-04	1386
47. Ronell Wooten	KSU	06-08	1379
48. Myron Jackson	UALR	82-86	1371
49. Harvey Baker	SLU	91-95	1352
50. Anicet Lavodrama	HBU	81-85	1348
51. Spencer Dixon	KSU	08-12	1319
Ian Clark	Bel	09-12	1307
53. A.J. Smith	Stet	06-10	1313
54. Marcus Allen	JU	05-09	1312
55. Mike Rivers	UALR	80-84	1304
56. Garrett Davis	Stet	95-99	1302
57. Kevin Sheppard	JU	99-03	1290
58. Randy Anderson	Stet	86-89	1285
59. Marro Hawkins	Cent	86-90	1280
60. James Andrews	GSU	85-89	1279
61. George Lett	Cent	78-80	1264
62. Aleem Muhammad	Mer	98-03	1261
63. Stacy Harris	CoC	93-97	1257
64. Cherokee Rhone	Cent	79-82	1255
65. Phillip Luckydo	GSU	90-92	1254
66. Herbert Lang	Cent	94-98	1249
67. Vaughn Williams	UALR	80-83	1247
Larry Robinson	Cent	88-90	1247
69. Andy Wicke	Bel	05-09	1236
Mark Brisker	Stet	90-92	1236
71. Ayron Hardy	JU	07-11	1233
72. Ravii Givens	Stet	99-03	1228
73. Arthur Walton	HBU	84-87	1226
74. Bryant Conner	Stet	90-94	1223
75. Nate Williams	GSU	01-04	1222
76. Brad Traina	UCF	95-99	1218
77. Zavian Smith	GSU	89-94	1216
78. Arnold Hamilton	Sam	86-90	1207
79. Pete Geter	Mer	83-87	1206
80. Brian Collins	Bel	03-06	1199
Darryl Hagler	Sam	82-86	1199
82. Kevin Tiggs	ETSU	07-09	1197
Scott Bailey	Mer	86-90	1197
84. Thomas Terrell	GSU	00-02	1193
85. Mick Hedgepeth	Bel	08-12	1191
Sebastian Singletary	Stet	98-01	1189
87. Isiah Brown	ETSU	08-12	1183
88. Micah Williams	ETSU	07-11	1180
Tarick Johnson	Cam	00-04	1180
90. Shellord Pinkett	GSU	94-98	1176
91. Matthew Dotson	Bel	05-09	1165
92. Josh Goodwin	Bel	04-07	1161
93. Jake Bethany	H-SU	78-82	1160
94. Aljay Foreman	Cent	92-96	1158
95. Jamar Comeaux	Cent	90-95	1147
96. Simon Conn	GWU	03-06	1145
Wesley Duke	Mer	99-05	1141
98. Sam Bowie	SLU	94-96	1139
99. Brian Mills	Mer	07-11	1138
100. Santos Hampton	Stet	98-02	1136
101. Jordan Burgason	Lip	08-12	1132
102. Ledon Green	Mer	92-96	1122
103. Mike Curry	GaSo	86-90	1121
104. Chris Moore	Mer	83-87	1120
105. Greg Wise	HBU	78-81	1116
106. Shaddean Aaron	Mer	04-08	1115
107. Hank Washington	SLU	91-93	1113
Frank Ireland	Stet	87-91	1113
108. Rembert Martin	Sam	85-88	1104
109. Corey Best	Cam	94-98	1099
110. Pete Myers	UALR	84-86	1097
111. Roy Jones	HBU	79-82	1091
112. Ralton Way	HBU	78-81	1089
113. Tony Bolds	Mer	81-84	1085
114. Chris Collier	GSU	89-91	1081
115. Lamont McIntosh	GSU	00-04	1074
116. Chris Gash	GWU	04-07	1070
117. Frank Hampton	UTSA	86-88	1067
118. Larry Hollins	HBU	80-84	1064
119. Rob Lewin	Troy	00-04	1058
120. Will Emerson	Mer	02-06	1050
121. Charlton Young	GaSo	89-92	1038
122. Kelvin McConnell	KSU	07-11	1037
123. Reggie Elliott	Mer	94-96	1034
124. Adam Sollazzo	ETSU	08-12	1031
125. Anthony Stephens	Cent	92-96	1029
126. Mario Lopez	Sam	96-00	1026
127. Jerron Granberry	UNF	09-12	1025
Rodney Kirtz	Mer	97-01	1025
129. Steve Drabyn	Bel	01-04	1022
130. Byron Stewart	Cent	87-91	1020
131. Tim Donlon	Sam	88-92	



Career Individual Records (Continued)

23. Terrence Brandon	GSU	92-96	575
24. Nate Taylor	Cent	90-94	574
25. Ben Smith	JU	06-10	571
Brian Fisk	Lip	04-07	571

Field Goals Att. (Top 25)

1. Willie Jackson	Cent	80-84	1988
2. James Florence	Mer	06-10	1918
3. Courtney Pigram	ETSU	05-09	1845
4. Craig Beard	Sam	82-85	1625
5. Steve Barker	Sam	78-82	1583
6. Sam Mitchell	Mer	81-85	1500
7. Jonathan Rodriguez	Cam	06-10	1490
8. E.J. Gordon	Stet	03-06	1469
9. Patrick Greer	Cent	87-91	1425
10. Kerry Blackshear	Stet	92-96	1422
11. Jeff Sanders	GaSo	85-89	1415
12. James Scott	UALR	87-91	1414
13. Ben Smith	JU	06-10	1407
14. Brian Fisk	Lip	04-07	1373
15. Adnan Hodzic	Lip	07-11	1363
16. Earnest Crumbley	FAU	00-04	1358
17. Mike Smith	ETSU	06-11	1350
18. Rodney Hamilton	GSU	94-98	1319
19. Justin Hare	Bel	04-08	1298
20. Jonathan Pixley	Sam	92-97	1292
Jeff Cowens	FAU	00-04	1292
22. Spencer Dixon	KSU	08-12	1288
23. Eddie Ard	Lip	04-08	1273
24. Myron Jackson	UALR	82-86	1271
Scott Emerson	Mer	99-04	1271

Field Goal Pct (Top 25) - (Min. 600 att., 2 yrs)

1. Adam Mark	Bel	01-04	67.6 (582-861)
2. Marro Hawkins	Cent	86-90	63.3 (459-725)
3. Cherokee Rhone	Cent	79-82	63.1 (421-667)
4. Albert Thomas	Cent	82-86	61.2 (662-1081)
5. Anicet Lavodrama	HBU	81-85	60.6 (505-833)
6. Mike Rivers	UALR	80-84	59.5 (463-778)
7. Adnan Hodzic	Lip	07-11	58.6 (799-1363)
8. Simon Conn	GWU	03-06	57.5 (487-847)
9. Larry Hollins	HBU	80-84	56.6 (427-754)
10. Derrall Dumas	Stet	88-91	56.4 (394-699)
11. Mike Curry	GaSo	86-90	56.3 (422-750)
12. Frank Hampton	UTSA	86-88	56.0 (450-803)
13. Stanley Wormely	Sam	86-90	55.9 (354-633)
14. Isiah Brown	ETSU	08-12	55.2 (473-857)
15. Johnnie Bell	UALR	87-89	55.2 (390-707)
16. Tony Gattis	Mer	79-83	54.9 (677-1234)
17. Tony Bolds	Mer	81-84	54.8 (442-806)
18. Dwight Stewart	FIU	91-93	54.8 (362-661)
19. Chris Collier	GSU	89-91	54.6 (380-696)
20. Wesley Duke	Mer	99-05	54.3 (379-698)
21. Scott Bailey	Mer	86-90	54.2 (405-747)
22. Jeff Sanders	GaSo	86-89	54.1 (766-1415)
23. Mick Hedgepeth	Bel	08-12	54.0 (413-765)
24. Thad Delaney	CoC	93-97	54.0 (620-1149)
24. Ayrton Hardy	JU	07-11	53.8 (487-906)
25. Kevin Tiggs	ETSU	07-09	53.7 (418-779)

3-pt. Field Goals (Top 25)

1. Adam Fellers	Cam	98-02	316
2. Andy Wicke	Bel	05-09	303
3. Derrick DeWitt	Stet	98-02	302
4. Earnest Crumbley	FAU	00-04	286
5. Jordan Burgason	Lip	08-12	282
6. Courtney Pigram	ETSU	05-09	276
Jonathan Pixley	Sam	92-97	276
8. Joey Davenport	Sam	92-96	258
9. Aljay Foreman	Cent	92-96	255
10. Josh Goodwin	Bel	04-07	254
11. Patrick Greer	Cent	87-91	243
12. James Florence	Mer	06-10	242
Steve Drabyn	Bel	01-04	242
14. Shellord Pinkett	GSU	94-98	240
15. Ian Clark	Bel	09-12	238
16. Ronell Wooten	KSU	05-08	232
17. Ben Smith	JU	06-10	220
Jason Thornton	UCF	98-00	220
Marion Busby	CoC	91-95	220
20. Kelvin McConnell	KSU	07-11	212
21. Matthew Dotson	Bel	05-09	211
22. Justin Hare	Bel	04-08	208
23. Reed Rawlings	Sam	96-00	204
24. Josh Chavis	Upst	07-11	200
Will Daniel	Sam	96-00	200

3-pt. Field Goals Att (Top 25)

1. James Florence	Mer	06-10	819
2. Courtney Pigram	ETSU	05-09	808
3. Adam Fellers	Cam	98-02	805
4. Andy Wicke	Bel	05-09	786
5. Earnest Crumbley	FAU	00-04	782
6. Ronell Wooten	KSU	05-08	723
7. Aljay Foreman	Cent	92-96	715
8. Patrick Greer	Cent	87-91	684
9. Jonathan Pixley	Sam	92-97	680
10. Josh Goodwin	Bel	04-07	648
11. Jordan Burgason	Lip	08-12	642
12. Shellord Pinkett	GSU	94-98	636
13. Ben Smith	JU	06-10	625
14. Josh Chavis	Upst	07-11	600
15. Joey Davenport	Sam	92-96	599
16. Will Daniel	Sam	96-00	597
17. Spencer Dixon	KSU	08-12	596
18. Marion Busby	CoC	91-95	595
19. Steve Drabyn	Bel	01-04	581
20. Ian Clark	Bel	09-12	579
21. Matthew Dotson	Bel	05-09	577
22. Jeff Cowens	FAU	00-04	561
23. Kelvin McConnell	KSU	07-11	552
24. Justin Hare	Bel	04-08	550
25. Reed Rawlings	Sam	96-00	548

3-pt. Field Goal Pct. (Top 20) (min. 150 att, 2 yrs)

1. Eric Adams	H-SU	86-88	47.5 (162-341)
2. Reggie Titus	Mer	87-89	45.8 (158-345)
3. Marcus Carreno	FIU	96-99	45.5 (90-198)
4. Eric Cooper	UTSA	87-89	45.2 (143-316)
5. Marcus Brown	GSU	03-05	44.9 (80-178)
6. Jordan Burgason	Lip	08-12	43.9 (282-642)
7. Quinton Young	FAU	04-06	43.6 (129-296)
8. Jason Thornton	UCF	98-02	43.6 (220-505)
9. Joey Davenport	Sam	92-96	43.1 (258-599)
10. Ray Abellard	UCF	00-03	43.0 (168-390)
11. Shawn Platts	JU	98-01	42.9 (69-161)
12. Mike Harding	GaSo	88-90	42.7 (73-171)
13. Darryl Eaton	UTSA	89-91	42.5 (138-325)
14. Rashard Willie	JSU	98-00	42.2 (78-185)

15. Tyson Dorsey	Sam	00-03	42.2 (105-249)
16. Tony Windless	GaSo	90-92	42.1 (64-152)
17. Frank Ireland	Stet	87-91	42.0 (100-238)
18. Jonathan Pixley	Sam	92-97	42.0 (207-493)
19. Garrett Davis	Stet	95-99	41.8 (143-342)
20. Steven Drabyn	Bel	00-04	41.7 (242-581)
21. Arthur Walton	HBU	83-87	41.6 (94-226)
22. Maurice Cowan	Stet	88-90	41.5 (78-188)
23. Keith Horne	UTSA	88-91	41.4 (132-319)
24. Ian Clark	Bel	09-12	41.1 (238-579)
25. Cornell Felton	Sam	00-03	41.1 (117-285)

Free Throws Made (Top 25)

1. Jonathan Rodriguez	Cam	06-10	653
2. Ben Smith	JU	06-10	609
3. James Florence	Mer	06-10	557
Joey Davenport	Sam	92-96	557
5. Willie Jackson	Cent	80-84	545
6. Josh Slater	Lip	07-11	484
7. E.J. Gordon	Stet	02-06	464
8. Damon Arnette	FAU	96-99	455
9. Sam Mitchell	Mer	81-85	450
10. Mike Smith	ETSU	06-11	414
11. Cherokee Rhone	Cent	79-82	413
12. Markeith Cummings	KSU	09-12	409
13. Adnan Hodzic	Lip	07-11	403
14. Garfield Blair	Stet	05-09	399
15. Wesley Duke	Mer	99-05	382
Steve Barker	Sam	78-82	382
Greg Wise	HBU	78-81	382
18. Scott Bailey	Mer	86-90	381
19. Mike Rivers	UALR	80-84	378
20. Justin Hare	Bel	04-08	375
21. Anthony Register	Stet	02-06	371
James Scott	UALR	87-91	371
23. Eddie Ard	Lip	04-08	367
Reed Rawlings	Sam	96-00	367
25. Marro Hawkins	Cent	86-90	362

Free Throw Att. (Top 25)

1. Jonathan Rodriguez	Cam	06-10	860
2. James Florence	Mer	06-10	769
3. Willie Jackson	Cent	80-84	755
4. Ben Smith	JU	06-10	754
5. Joey Davenport	Sam	92-96	679
6. Josh Slater	Lip	07-11	672
7. E.J. Gordon	Stet	03-06	653
8. Albert Thomas	Cent	82-86	625
9. Markeith Cummings	KSU	09-12	604
10. Sam Mitchell	Mer	81-85	590
11. Anicet Lavodrama	HBU	81-85	589
12. Adnan Hodzic	Lip	07-11	576
James Scott	UALR	87-91	576
14. Cherokee Rhone	Cent	79-82	564
15. Marro Hawkins	Cent	86-90	564
16. Mike Rivers	UALR	80-84	553
17. Wesley Duke	Mer	99-05	550
18. Garfield Blair	Stet	05-09	547
19. Mike Smith	ETSU	06-11	534
20. Terrence Brandon	GSU	92-96	531
21. Thad Delaney	CoC	93-97	529
22. Mick Hedgepeth	Bel	08-12	522
Scott Bailey	Mer	86-90	522
24. Adam Sollazzo	ETSU	08-12	520
Tim Donlon	Sam	88-92	520

Free Throw Pct. (Top 25) (min. 200 att., 2 yrs)

1. Steve Drabyn	Bel	01-04	92.7 (230-248)
2. Wayne Waggoner	2TMS	78-82	87.2 (197-226)
3. Garrett Davis	Stet	95-99	86.6 (291-336)

4. Reed Baker	FGCU	08-11	85.2 (178-210)
5. Steve Barker	Sam	78-82	85.1 (382-449)
6. Parker Smith	UNF	10-12	85.0 (170-200)
7. Ronnie McCollum	Cent	97-99	84.7 (199-235)
8. Adam Fellers	Cam	98-02	84.5 (197-233)
9. Kelvin McConnell	KSU	07-	83.8 (171-204)
10. Harry Kennedy	UCF	95-97	83.3 (184-221)
11. Jonathan Pixley	Sam	92-97	82.9 (300-362)
12. Rodney Hamilton	GSU	94-98	82.6 (352-426)
13. Ernie Hill	OCU	78-79	82.1 (197-240)
14. Joey Davenport	Sam	92-96	82.0 (557-679)
15. Ravii Givens	Stet	99-03	81.8 (276-353)
16. Jerron Granberry	UNF	09-12	81.4 (258-317)
17. Greg Wise	HBU	78-81	81.1 (382-471)
18. Ben Smith	JU	06-10	80.8 (609-754)
19. Tote Christopher	Troy	98-00	80.6 (233-289)
20. Justin Hare	Bel	04-08	80.5 (375-466)
21. Aubrey Conerly	JU	03-06	80.4 (251-312)
22. James Andrews	GSU	85-89	80.2 (259-323)
23. Joey Graham	UCF	00-02	79.5 (167-201)
24. Rob Drum	Sam	82-84	79.3 (176-222)
25. Carl Brown	UALR	88-90	79.2 (206-260)
Earnest Crumbley	FAU	00-04	79.2 (267-337)
Thomas Terrell	GSU	00-02	79.2 (190-240)

Rebounds (Top 25)

1. Thad Delaney	CoC	93-97	1,119
2. Jonathan Rodriguez	Cam	06-10	1,066
3. Willie Jackson	Cent	80-84	1,013
4. Albert Thomas	Cent	82-86	970
5. Santos Hampton	Stet	98-02	932
6. Scott Emerson	Mer	99-04	930
7. Nate Taylor	Cent	90-94	937
8. Jeff Sanders	GaSo	86-89	893
9. Adnan Hodzic	Lip	07-11	840
10. Marcus Allen	JU	05-09	808
11. Jake Bethany	H-SU	78-82	807
12. Anicet Lavodrama	HBU	81-85	806
13. Isiah Brown	ETSU	08-12	790
14. Marro Hawkins	Cent	86-90	787
15. Mike Smith	ETSU	06-11	783
16. Scott Farley	Mer	92-96	765
17. Sebastian Singletary	Stet	98-01	754
18. Terrence Brandon	GSU	92-96	750
19. Fred McNealey	Cent	85-89	749
20. Lehmon Colbert	JU	06-10	736
21. Tony Gattis	Mer	79-83	732
22. Daniel Emerson	Mer	08-10	728
23. Randy Anderson	Stet	86-89	725
24. Zavian Smith	GSU	89-94	714
25. Ayrton Hardy	JU	07-11	708
26. Sam Mitchell	Mer	81-85	703



Career Individual Records (Continued)

Assists (Top 25)

1.	Napoleon Byrdson	Cent	79-83	613
2.	Junard Hartley	Cak	07-11	600
3.	Fred Goporo	HBU	84-87	582
4.	Anthony Stephens	Cent	92-96	543
5.	Elston Harris	Mer	82-86	541
6.	Rodney Hamilton	GSU	94-98	535
7.	Frank Ireland	Stet	87-91	526
8.	Anthony Johnson	CoC	92-97	520
9.	Ben Smith	JU	06-10	515
10.	Cory Perry	UCF	96-00	512
11.	Earnest Crumbley	FAU	00-04	505
12.	Patrick Greer	Cent	87-91	496
13.	Sedrick Evans	H-SU	85-89	484
14.	Josh Slater	Lip	07-11	462
15.	Ravii Givens	Stet	99-03	454
	Vaughn Williams	UALR	80-83	454
17.	Brian Collins	Bel	03-06	452
18.	James Florence	Mer	06-10	436
19.	Juric Brown	UALR	86-90	428
20.	Kevin Sheppard	JU	99-03	427
T21.	Drew Hanlen	Bel	08-12	423
	James Scott	UALR	87-91	423
23.	Darryl Jones	HBU	81-84	417
24.	Courtney Pigram	ETSU	05-09	416
	Paul Springer	UALR	85-89	416

Blocked Shots (Top 25)

1.	Lorenzo Williams	Stet	89-91	234
2.	Stanley Wormely	Sam	86-90	232
3.	Thad Delaney	CoC	93-97	203
4.	Nick Schneiders	Upst	07-10	192
5.	Isiah Brown	ETSU	08-12	183
6.	Zavian Smith	GSU	89-94	182
7.	Wesley Duke	Mer	99-05	173
8.	Scott Farley	Mer	92-96	162
9.	Anicet Lavodrama	HBU	81-85	161
10.	Calvin Henry	Mer	06-09	154
11.	Rob Lewin	Troy	00-04	151
12.	Haminn Quaintance	JU	03-04	150
13.	Ralton Way	HBU	78-81	149
14.	Matt Sauey	UNF	08-12	145
15.	Simon Conn	GWU	03-06	144
16.	Derrall Dumas	Stet	88-91	134
17.	Paul Reed	UCF	99-02	127
18.	Andrew Preston	Bel	04-07	123
19.	Ryan Lewis	JU	01-03	122
20.	Chris Moore	Mer	83-87	119
21.	Ayron Hardy	JU	07-11	118
22.	Kris Hunter	JU	00-01	114
23.	Randy Anderson	Stet	86-89	113
	Nate Williams	GSU	01-04	113
25.	Willie Jackson	Cent	80-84	112
NR	Babatunde Olumuyiwa	Upst	10-12	106

Steals (Top 25)

1.	Vaughn Williams	UALR	80-83	259
2.	E.J. Gordon	Stet	03-06	235
3.	Courtney Pigram	ETSU	05-09	232
4.	Ben Smith	JU	06-10	230
5.	Josh Slater	Lip	07-11	224
	Aljay Foreman	Cent	92-96	224
7.	James Florence	Mer	06-10	222
8.	Ayron Hardy	JU	07-11	218
9.	Junard Hartley	Cam	07-11	212
	Rodney Hamilton	GSU	94-98	212
	Brian Fisk	Lip	04-07	212
12.	Cory Perry	UCF	96-00	205
13.	Willie Jackson	Cent	80-84	205
14.	Robert Rushing	Troy	98-02	203
15.	Kevin Morris	GSU	98-01	202
16.	Anthony Stephens	Cent	92-96	196
17.	Marcus Woods	CoC	91-95	186
18.	Earnest Crumbley	FAU	00-04	181
19.	Spencer Dixon	KSU	08-12	178
	Brian Collins	Bel	03-06	178
21.	Jonathan Rodriguez	Cam	06-10	175
	Larry Hollins	HBU	81-84	175
23.	Anthony Forrest	GaSo	86-88	173
24.	Anthony Register	Stet	03-06	172
25.	Andy Wicke	Bel	05-09	170
	Jay Heard	JSU	01-03	170

Double-Doubles (Top 25) - Since 1996-97

1.	Jonathan Rodriguez	Cam	06-10	49
2.	Scott Emerson	Mer	99-04	42
3.	Daniel Emerson	Mer	08-10	36
4.	Adam Sonn	Bel	01-03	28
	Santos Hampton	Stet	98-02	28
6.	Thomas Sanders	GWU	06-08	27
	Sebastian Singletary	Stet	98-01	27
8.	Adnan Hodzic	Lip	07-11	26
9.	Mike Bell	FAU	03-05	25
10.	Shuan Stegall	KSU	06-08	21
11.	Marcus Allen	JU	05-09	20
	Paul Reed	UCF	99-02	20
	Quincy Gause	GSU	97-99	20
14.	Tommy Hubbard	ETSU	07-12	19
	Simon Conn	GWU	02-06	19
	Mark Adamson	Mer	96-99	19
17.	Haminn Quaintance	JU	03-05	18
	Brant Harriman	JSU	99-01	18
	Damon Arnette	FAU	96-99	18
20.	Maurice Latham	Cam	04-06	17
	Rob Lewin	Troy	00-04	17
22.	Bobby Davis	Upst	07-09	16
	Marc Salyers	Sam	97-01	16
24.	Mike Smith	ETSU	06-11	15
	Brad Nuckles	ETSU	05-07	15
	Wesley Duke	Mer	99-05	15
	Adam Mark	Bel	01-04	15
	Thaddeus Delaney	CoC	96-97	15

2011-12 Atlantic Sun Conference
Mercer Category Leaders (Through games of Mar 27, 2012)
All games

Points	G	Pts	Pts/G	Scoring Average	G	Pts	Avg/G
HALL, Langston	37	418	11.3	HALL, Langston	37	418	11.3
CECIL, Justin	37	405	10.9	CECIL, Justin	37	405	10.9
GOLLON, Jakob	37	389	10.5	GOLLON, Jakob	37	389	10.5
THOMAS, Bud	37	316	8.5	THOMAS, Bud	37	316	8.5
COURSEY, Daniel	37	302	8.2	SMITH, Travis	29	246	8.5
SMITH, Travis	29	246	8.5	COURSEY, Daniel	37	302	8.2
BROWN, Monty	37	177	4.8	BRYAN, Jibri	5	31	6.2
SMITH, Chris	37	98	2.6	BROWN, Monty	37	177	4.8
LARSEN, Paul	31	51	1.6	SMITH, Chris	37	98	2.6
HARRIS, Shaquille	27	37	1.4	LARSEN, Paul	31	51	1.6
BRYAN, Jibri	5	31	6.2	HARRIS, Shaquille	27	37	1.4
CANEVARI, Kevin	33	21	0.6	CANEVARI, Kevin	33	21	0.6

FG Percentage	FG	Att	Pct	Field Goal Attempts	G	Att	Att/G
MISKIMON, R.J.	2	3	.667	HALL, Langston	37	334	9.0
COURSEY, Daniel	125	200	.625	CECIL, Justin	37	333	9.0
BROWN, Monty	63	108	.583	GOLLON, Jakob	37	284	7.7
THOMAS, Bud	117	236	.496	THOMAS, Bud	37	236	6.4
SMITH, Travis	83	169	.491	COURSEY, Daniel	37	200	5.4
GOLLON, Jakob	135	284	.475				
CANEVARI, Kevin	7	16	.438	Field Goals Made	G	Made	Made/G
BRYAN, Jibri	11	26	.423	CECIL, Justin	37	139	3.8
CECIL, Justin	139	333	.417	GOLLON, Jakob	37	135	3.6
HARRIS, Shaquille	14	35	.400	HALL, Langston	37	126	3.4
SMITH, Chris	30	76	.395	COURSEY, Daniel	37	125	3.4
HALL, Langston	126	334	.377	THOMAS, Bud	37	117	3.2

3-Point Percentage	3FG	Att	Pct	3-Point FG Attempts	G	Att	Att/G
BRYAN, Jibri	7	14	.500	CECIL, Justin	37	219	5.9
MISKIMON, R.J.	1	2	.500	HALL, Langston	37	185	5.0
SMITH, Travis	27	66	.409	THOMAS, Bud	37	95	2.6
GOLLON, Jakob	26	67	.388	GOLLON, Jakob	37	67	1.8
CECIL, Justin	82	219	.374	SMITH, Travis	29	66	2.3
HALL, Langston	68	185	.368				
SMITH, Chris	9	26	.346	3-Point FG Made	G	Made	Made/G
THOMAS, Bud	30	95	.316	CECIL, Justin	37	82	2.2
HARRIS, Shaquille	5	16	.313	HALL, Langston	37	68	1.8
CANEVARI, Kevin	3	11	.273	THOMAS, Bud	37	30	0.8
JACKSON, Marquisse	0	1	.000	SMITH, Travis	29	27	0.9
HALLICE, T.J.	0	3	.000	GOLLON, Jakob	37	26	0.7
MOTEN, Darius	0	3	.000				

Free Throw Percent	FG	Att	Pct	Free Throw Attempts	G	Att	Att/G
SMITH, Travis	53	64	.828	HALL, Langston	37	130	3.5
GOLLON, Jakob	93	113	.823	GOLLON, Jakob	37	113	3.1
SMITH, Chris	29	36	.806	COURSEY, Daniel	37	86	2.3
CANEVARI, Kevin	4	5	.800	THOMAS, Bud	37	82	2.2
CECIL, Justin	45	57	.789	BROWN, Monty	37	78	2.1
HALL, Langston	98	130	.754				
BRYAN, Jibri	2	3	.667	Free Throws Made	G	Made	Made/G
BROWN, Monty	51	78	.654	HALL, Langston	37	98	2.6
THOMAS, Bud	52	82	.634	GOLLON, Jakob	37	93	2.5
LARSEN, Paul	19	30	.633	SMITH, Travis	29	53	1.8
COURSEY, Daniel	52	86	.605	THOMAS, Bud	37	52	1.4
HALLICE, T.J.	6	14	.429	COURSEY, Daniel	37	52	1.4

2011-12 Atlantic Sun Conference
 Mercer Category Leaders (Through games of Mar 27, 2012)
 All games

<u>Rebounds</u>	<u>G</u>	<u>Reb</u>	<u>Reb/G</u>
GOLLON, Jakob	37	220	5.9
THOMAS, Bud	37	171	4.6
COURSEY, Daniel	37	156	4.2
CECIL, Justin	37	130	3.5
HALL, Langston	37	123	3.3

<u>Assists</u>	<u>G</u>	<u>No.</u>	<u>Ast/G</u>
HALL, Langston	37	156	4.2
GOLLON, Jakob	37	121	3.3
THOMAS, Bud	37	77	2.1
SMITH, Travis	29	52	1.8
CECIL, Justin	37	25	0.7

<u>Rebound Average</u>	<u>G</u>	<u>Reb</u>	<u>Avg/G</u>
GOLLON, Jakob	37	220	5.9
THOMAS, Bud	37	171	4.6
COURSEY, Daniel	37	156	4.2
BRYAN, Jibri	5	18	3.6
CECIL, Justin	37	130	3.5

<u>Steals</u>	<u>G</u>	<u>No.</u>	<u>Stl/G</u>
GOLLON, Jakob	37	59	1.6
HALL, Langston	37	48	1.3
THOMAS, Bud	37	46	1.2
SMITH, Travis	29	23	0.8
CECIL, Justin	37	16	0.4

<u>Offensive Rebounds</u>	<u>G</u>	<u>No.</u>	<u>Avg/G</u>
COURSEY, Daniel	37	60	1.6
GOLLON, Jakob	37	59	1.6
THOMAS, Bud	37	45	1.2
CECIL, Justin	37	39	1.1
BROWN, Monty	37	31	0.8

<u>Blocked Shots</u>	<u>G</u>	<u>No.</u>	<u>Blk/G</u>
COURSEY, Daniel	37	88	2.4
BROWN, Monty	37	19	0.5
THOMAS, Bud	37	18	0.5
CECIL, Justin	37	14	0.4
GOLLON, Jakob	37	14	0.4

<u>Defensive Rebounds</u>	<u>G</u>	<u>No.</u>	<u>Avg/G</u>
GOLLON, Jakob	37	161	4.4
THOMAS, Bud	37	126	3.4
HALL, Langston	37	114	3.1
COURSEY, Daniel	37	96	2.6
CECIL, Justin	37	91	2.5

<u>Minutes</u>	<u>G</u>	<u>No.</u>	<u>Min/G</u>
HALL, Langston	37	1284	34.7
GOLLON, Jakob	37	1174	31.7
THOMAS, Bud	37	1167	31.5
CECIL, Justin	37	925	25.0
COURSEY, Daniel	37	730	19.7

<u>Fouls</u>	<u>G</u>	<u>No.</u>	<u>Per/G</u>
COURSEY, Daniel	37	102	2.8
GOLLON, Jakob	37	97	2.6
CECIL, Justin	37	74	2.0
HALL, Langston	37	72	1.9
SMITH, Travis	29	70	2.4

<u>Turnovers</u>	<u>G</u>	<u>No.</u>	<u>TO/G</u>
GOLLON, Jakob	37	116	3.1
HALL, Langston	37	99	2.7
THOMAS, Bud	37	73	2.0
COURSEY, Daniel	37	50	1.4
SMITH, Travis	29	44	1.5

<u>Foulouts</u>	<u>G</u>	<u>No.</u>
SMITH, Travis	29	3
GOLLON, Jakob	37	3
COURSEY, Daniel	37	3
BROWN, Monty	37	2
SMITH, Chris	37	2

2011-12 Atlantic Sun Conference
CONFERENCE BASKETBALL STATISTICS
Through games of Mar 27, 2012 (All games)

SCORING OFFENSE	G	W-L	Pts	Avg/G
1. Belmont	35	27-8	2831	80.9
2. Lipscomb	31	13-18	2242	72.3
3. FGCU	32	15-17	2306	72.1
4. Stetson	29	9-20	2089	72.0
5. USC Upstate	34	21-13	2426	71.4
6. Mercer	37	26-11	2519	68.1
7. North Florida	32	16-16	2168	67.8
8. ETSU	31	17-14	2098	67.7
9. Jacksonville	30	8-22	1951	65.0
10. Kennesaw State	31	3-28	1920	61.9

SCORING DEFENSE	G	Pts	Avg/G
1. Mercer	37	2321	62.7
2. ETSU	31	2017	65.1
3. Belmont	35	2363	67.5
4. USC Upstate	34	2321	68.3
5. North Florida	32	2266	70.8
6. FGCU	32	2306	72.1
7. Jacksonville	30	2173	72.4
8. Lipscomb	31	2303	74.3
9. Kennesaw State	31	2330	75.2
10. Stetson	29	2275	78.4

SCORING MARGIN	G	Offense	Defense	Margin
1. Belmont	35	80.9	67.5	+13.4
2. Mercer	37	68.1	62.7	+5.4
3. USC Upstate	34	71.4	68.3	+3.1
4. ETSU	31	67.7	65.1	+2.6
5. FGCU	32	72.1	72.1	+0.0
6. Lipscomb	31	72.3	74.3	-2.0
7. North Florida	32	67.8	70.8	-3.1
8. Stetson	29	72.0	78.4	-6.4
9. Jacksonville	30	65.0	72.4	-7.4
10. Kennesaw State	31	61.9	75.2	-13.2

FREE THROW PCT	G	FTM	FTA	Pct.
1. Belmont	35	572	778	.735
2. Mercer	37	509	711	.716
3. Stetson	29	396	570	.695
4. FGCU	32	409	608	.673
5. Jacksonville	30	388	591	.657
6. USC Upstate	34	443	695	.637
7. Lipscomb	31	403	634	.636
8. ETSU	31	434	684	.635
9. Kennesaw State	31	332	531	.625
10. North Florida	32	393	645	.609

FIELD GOAL PERCENTAGE	G	FGM	FGA	Pct.
1. Belmont	35	975	2026	.481
2. Mercer	37	876	1909	.459
3. North Florida	32	787	1720	.458
4. FGCU	32	823	1806	.456
5. Stetson	29	732	1660	.441
6. ETSU	31	768	1743	.441
7. USC Upstate	34	888	2024	.439
8. Lipscomb	31	802	1852	.433
9. Jacksonville	30	706	1688	.418
10. Kennesaw State	31	691	1665	.415

FIELD GOAL PCT DEFENSE	G	FGM	FGA	Pct.
1. Mercer	37	783	2032	.385
2. Belmont	35	850	1981	.429
3. FGCU	32	794	1840	.432
4. ETSU	31	703	1609	.437
5. Lipscomb	31	843	1873	.450
6. USC Upstate	34	807	1788	.451
7. North Florida	32	832	1842	.452
8. Stetson	29	844	1821	.463
9. Jacksonville	30	719	1538	.467
10. Kennesaw State	31	856	1713	.500

3-POINT FG PCT	G	3FGM	3FGA	Pct.
1. Belmont	35	309	817	.378
2. FGCU	32	251	672	.374
3. Lipscomb	31	235	637	.369
4. Mercer	37	258	708	.364
5. North Florida	32	201	561	.358
6. Stetson	29	229	667	.343
7. Kennesaw State	31	206	604	.341
8. USC Upstate	34	207	615	.337
9. Jacksonville	30	151	474	.319
10. ETSU	31	128	411	.311

3-POINT FG PCT DEFENSE	G	3FGM	3FGA	Pct.
1. Mercer	37	225	731	.308
2. Lipscomb	31	225	679	.331
3. Belmont	35	207	610	.339
4. USC Upstate	34	197	578	.341
5. North Florida	32	176	502	.351
6. ETSU	31	253	715	.354
7. Jacksonville	30	171	480	.356
8. Stetson	29	202	560	.361
9. FGCU	32	258	714	.361
10. Kennesaw State	31	222	601	.369

REBOUNDING OFFENSE	G	Rebounds	Avg/G
1. USC Upstate	34	1255	36.9
2. Stetson	29	1058	36.5
3. Belmont	35	1259	36.0
4. Lipscomb	31	1107	35.7
5. FGCU	32	1125	35.2
6. Mercer	37	1281	34.6
7. ETSU	31	1070	34.5
8. North Florida	32	1096	34.2
9. Jacksonville	30	1022	34.1
10. Kennesaw State	31	910	29.4

REBOUNDING DEFENSE	G	Rebounds	Avg/G
1. Mercer	37	1217	32.9
2. USC Upstate	34	1122	33.0
3. Belmont	35	1163	33.2
4. ETSU	31	1048	33.8
5. Jacksonville	30	1032	34.4
6. North Florida	32	1106	34.6
7. FGCU	32	1131	35.3
8. Kennesaw State	31	1120	36.1
9. Stetson	29	1050	36.2
10. Lipscomb	31	1207	38.9

2011-12 Atlantic Sun Conference
CONFERENCE BASKETBALL STATISTICS
Through games of Mar 27, 2012 (All games)

REBOUNDING MARGIN	G	Team	Avg.	Opp.	Avg.	Margin
1.	34	USC Upstate	1255	36.9	1122	33.0 +3.9
2.	35	Belmont	1259	36.0	1163	33.2 +2.7
3.	37	Mercer	1281	34.6	1217	32.9 +1.7
4.	31	ETSU	1070	34.5	1048	33.8 +0.7
5.	29	Stetson	1058	36.5	1050	36.2 +0.3
6.	32	FGCU	1125	35.2	1131	35.3 -0.2
7.	32	North Florida	1096	34.2	1106	34.6 -0.3
8.	30	Jacksonville	1022	34.1	1032	34.4 -0.3
9.	31	Lipscomb	1107	35.7	1207	38.9 -3.2
10.	31	Kennesaw State	910	29.4	1120	36.1 -6.8

BLOCKED SHOTS	G	No.	Avg/G
1.	37	Mercer	180 4.9
2.	34	USC Upstate	144 4.2
3.	32	FGCU	125 3.9
4.	30	Jacksonville	105 3.5
5.	32	North Florida	104 3.3
6.	31	ETSU	91 2.9
7.	29	Stetson	83 2.9
8.	31	Lipscomb	83 2.7
9.	35	Belmont	78 2.2
10.	31	Kennesaw State	57 1.8

ASSISTS	G	No.	Avg/G
1.	35	Belmont	606 17.3
2.	29	Stetson	434 15.0
3.	31	Lipscomb	438 14.1
4.	37	Mercer	506 13.7
5.	32	FGCU	428 13.4
6.	34	USC Upstate	440 12.9
7.	32	North Florida	392 12.3
8.	30	Jacksonville	363 12.1
9.	31	Kennesaw State	374 12.1
10.	31	ETSU	323 10.4

STEALS	G	No.	Avg/G
1.	31	ETSU	316 10.2
2.	34	USC Upstate	286 8.4
3.	32	FGCU	261 8.2
4.	30	Jacksonville	220 7.3
5.	35	Belmont	255 7.3
6.	31	Lipscomb	225 7.3
7.	37	Mercer	255 6.9
8.	29	Stetson	188 6.5
9.	31	Kennesaw State	192 6.2
10.	32	North Florida	186 5.8

TURNOVER MARGIN	G	Team	Avg.	Opp.	Avg.	Margin
1.	31	ETSU	419	13.5	532	17.2 +3.6
2.	35	Belmont	430	12.3	506	14.5 +2.2
3.	34	USC Upstate	512	15.1	568	16.7 +1.6
4.	31	Lipscomb	467	15.1	473	15.3 +0.2
5.	32	FGCU	477	14.9	456	14.3 -0.7
6.	30	Jacksonville	449	15.0	424	14.1 -0.8
7.	31	Kennesaw State	429	13.8	399	12.9 -1.0
8.	37	Mercer	561	15.2	504	13.6 -1.5
9.	32	North Florida	493	15.4	435	13.6 -1.8
10.	29	Stetson	514	17.7	399	13.8 -4.0

ASSIST/TURNOVER RATIO	G	Ast.	Avg.	T/O	Avg.	Ratio
1.	35	Belmont	606	17.3	430	12.3 1.4
2.	31	Lipscomb	438	14.1	467	15.1 0.9
3.	37	Mercer	506	13.7	561	15.2 0.9
4.	32	FGCU	428	13.4	477	14.9 0.9
5.	31	Kennesaw State	374	12.1	429	13.8 0.9
6.	34	USC Upstate	440	12.9	512	15.1 0.9
7.	29	Stetson	434	15.0	514	17.7 0.8
8.	30	Jacksonville	363	12.1	449	15.0 0.8
9.	32	North Florida	392	12.3	493	15.4 0.8
10.	31	ETSU	323	10.4	419	13.5 0.8

OFFENSIVE REBOUNDS	G	No.	Avg/G
1.	34	USC Upstate	505 14.9
2.	30	Jacksonville	396 13.2
3.	31	ETSU	407 13.1
4.	31	Lipscomb	367 11.8
5.	29	Stetson	341 11.8
6.	35	Belmont	401 11.5
7.	32	FGCU	366 11.4
8.	32	North Florida	358 11.2
9.	37	Mercer	380 10.3
10.	31	Kennesaw State	309 10.0

DEFENSIVE REBOUNDS	G	No.	Avg/G
1.	29	Stetson	717 24.7
2.	35	Belmont	858 24.5
3.	37	Mercer	901 24.4
4.	31	Lipscomb	740 23.9
5.	32	FGCU	759 23.7
6.	32	North Florida	738 23.1
7.	34	USC Upstate	750 22.1
8.	31	ETSU	663 21.4
9.	30	Jacksonville	626 20.9
10.	31	Kennesaw State	601 19.4

DEFENSIVE REB PCT.	G	D-Reb	Opp. OR	D-Reb%
1.	35	Belmont	858	402 .681
2.	34	USC Upstate	750	360 .676
3.	29	Stetson	717	372 .658
4.	37	Mercer	901	469 .658
5.	32	North Florida	738	385 .657
6.	31	ETSU	663	349 .655
7.	31	Lipscomb	740	396 .651
8.	30	Jacksonville	626	337 .650
9.	32	FGCU	759	420 .644
10.	31	Kennesaw State	601	353 .630

OFFENSIVE REB PCT.	G	O-Reb	Opp. DR	O-Reb%
1.	34	USC Upstate	505	762 .399
2.	31	ETSU	407	699 .368
3.	30	Jacksonville	396	695 .363
4.	35	Belmont	401	761 .345
5.	32	FGCU	366	711 .340
6.	37	Mercer	380	748 .337
7.	29	Stetson	341	678 .335
8.	32	North Florida	358	721 .332
9.	31	Lipscomb	367	811 .312
10.	31	Kennesaw State	309	767 .287

2011-12 Atlantic Sun Conference
CONFERENCE BASKETBALL STATISTICS
Through games of Mar 27, 2012 (All games)

3-POINT FG MADE	G	No.	Avg/G
1. Belmont	35	309	8.8
2. Stetson	29	229	7.9
3. FGCU	32	251	7.8
4. Lipscomb	31	235	7.6
5. Mercer	37	258	7.0
6. Kennesaw State	31	206	6.6
7. North Florida	32	201	6.3
8. USC Upstate	34	207	6.1
9. Jacksonville	30	151	5.0
10. ETSU	31	128	4.1

2011-12 Atlantic Sun Conference
CONFERENCE BASKETBALL STATISTICS
Through games of Mar 27, 2012 (All games)

Team	Conference	Pct.	PF	PA	Overall	Pct.	PF	PA	Current unbeaten streak
Belmont	16-2	.889	84.2	67.0	27-8	.771	80.9	67.5	Mercer -- 4
Mercer	13-5	.722	69.9	63.1	26-11	.703	68.1	62.7	
USC Upstate	13-5	.722	71.6	67.1	21-13	.618	71.4	68.3	
ETSU	10-8	.556	66.7	65.0	17-14	.548	67.7	65.1	
North Florida	10-8	.556	70.1	70.6	16-16	.500	67.8	70.8	
FGCU	8-10	.444	72.9	76.2	15-17	.469	72.1	72.1	
Lipscomb	8-10	.444	71.7	74.2	13-18	.419	72.3	74.3	
Stetson	6-12	.333	75.4	80.0	9-20	.310	72.0	78.4	
Jacksonville	6-12	.333	66.6	71.6	8-22	.267	65.0	72.4	
Kennesaw State	0-18	.000	60.4	74.7	3-28	.097	61.9	75.2	

TEAM SUMMARIES	G	PF-PA	Avg score	Margin	FG-FGA	Pct.	3FG-FGA	Pct.	FT-FTA	Pct.	RebF	RebA	Margin
Belmont	35	2831-2363	80.9-67.5	+13.4	975-2026	.481	309-817	.378	572-778	.735	1259	1163	+2.7
ETSU	31	2098-2017	67.7-65.1	+2.6	768-1743	.441	128-411	.311	434-684	.635	1070	1048	+0.7
FGCU	32	2306-2306	72.1-72.1	+0.0	823-1806	.456	251-672	.374	409-608	.673	1125	1131	-0.2
Jacksonville	30	1951-2173	65.0-72.4	-7.4	706-1688	.418	151-474	.319	388-591	.657	1022	1032	-0.3
Kennesaw State	31	1920-2330	61.9-75.2	-13.2	691-1665	.415	206-604	.341	332-531	.625	910	1120	-6.8
Lipscomb	31	2242-2303	72.3-74.3	-2.0	802-1852	.433	235-637	.369	403-634	.636	1107	1207	-3.2
Mercer	37	2519-2321	68.1-62.7	+5.4	876-1909	.459	258-708	.364	509-711	.716	1281	1217	+1.7
North Florida	32	2168-2266	67.8-70.8	-3.1	787-1720	.458	201-561	.358	393-645	.609	1096	1106	-0.3
Stetson	29	2089-2275	72.0-78.4	-6.4	732-1660	.441	229-667	.343	396-570	.695	1058	1050	+0.3
USC Upstate	34	2426-2321	71.4-68.3	+3.1	888-2024	.439	207-615	.337	443-695	.637	1255	1122	+3.9

ATTENDANCE	Home	Average	Away	Average	Neutral	Average	Total	Average
Belmont	14-28174	2012	16-65029	4064	5-24073	4815	35-117276	3351
ETSU	13-43635	3357	16-56397	3525	2-501	250	31-100533	3243
FGCU	14-24845	1775	15-43779	2919	3-5570	1857	32-74194	2319
Jacksonville	11-19254	1750	18-68746	3819	1-511	511	30-88511	2950
Kennesaw State	12-16216	1351	17-69223	4072	2-0	0	31-85439	2756
Lipscomb	13-30464	2343	16-71931	4496	2-210	105	31-102605	3310
Mercer	17-35594	2094	19-53977	2841	1-3497	3497	37-93068	2515
North Florida	14-17736	1267	17-84880	4993	1-501	501	32-103117	3222
Stetson	12-16348	1362	15-46751	3117	2-11073	5536	29-74172	2558
USC Upstate	14-9730	695	16-63746	3984	4-3621	905	34-77097	2268
Totals	134-241996	1806	165-624459	3785	23-49557	2155	322-916012	2845

2011-12 Atlantic Sun Conference
INDIVIDUAL BASKETBALL STATISTICS
Through games of Mar 27, 2012 (All games)

To be ranked, a player must appear in at least 75.0% of their team's games.

SCORING								REBOUNDING							
	Cl	G	FG	3FG	FT	Pts	Avg/G		Cl	G	Off	Def	Total	Avg/G	
1. CRAIG, Torrey-UPST	So	34	194	83	88	559	16.4	1. Anderson, Aaron-KSU	Jr	31	100	180	280	9.0	
2. Cummings, Markeith-KSU	Jr	30	162	21	117	462	15.4	2. CRAIG, Torrey-UPST	So	34	80	183	263	7.7	
3. SOLLAZZO, Adam-ETSU	Sr	31	154	13	142	463	14.9	3. GLENN, Justin-LIP	Sr	31	69	159	228	7.4	
4. PEGG, Adam-STET	Jr	29	165	18	85	433	14.9	4. GLENN, Ricardo-UPST	So	34	128	119	247	7.3	
5. SMITH, Parker-UNF	Jr	32	143	96	83	465	14.5	5. HUBBARD, Tommy-ETSU	Sr	30	80	136	216	7.2	
6. JOHNSON, Kerron-BEL	Jr	34	145	24	154	468	13.8	6. GRAHAM, Delwan-JU	Sr	30	74	123	197	6.6	
7. PEREZ, Chris-STET	So	29	148	32	64	392	13.5	7. POWELL, Glenn-JU	Jr	30	79	113	192	6.4	
8. Dixon, Spencer-KSU	Sr	31	142	74	58	416	13.4	8. GOLLON, Jakob-MUM	So	37	59	161	220	5.9	
9. BROWN, Sherwood-FGCU	Jr	28	132	45	48	357	12.8	9. BROWN, Sherwood-FGCU	Jr	28	54	111	165	5.9	
10. GRAHAM, Aaron-STET	So	29	112	68	77	369	12.7	10. BROWN, Isiah-ETSU	Sr	31	79	103	182	5.9	
11. CLARK, Ian-BEL	Jr	34	151	92	37	431	12.7	11. HEDGEPEETH, Mick-BEL	Sr	35	75	122	197	5.6	
12. Love, Delbert-KSU	Fr	31	133	65	54	385	12.4	12. PEGG, Adam-STET	Jr	29	59	100	159	5.5	
13. BROWN, Isiah-ETSU	Sr	31	154	0	77	385	12.4	13. SOLLAZZO, Adam-ETSU	Sr	31	50	119	169	5.5	
14. CABELL, Aloys-JU	So	29	114	42	88	358	12.3	14. WALLACE, Travis-UNF	So	32	66	104	170	5.3	
15. THOMPSON, Bernard-FGCU	Fr	32	128	36	76	368	11.5	15. Cummings, Markeith-KSU	Jr	30	63	96	159	5.3	
16. GREENE, Ty-UPST	Fr	34	109	56	112	386	11.4	16. THOMPSON, Bernard-FGCU	Fr	32	43	122	165	5.2	
17. HALL, Langston-MUM	So	37	126	68	98	418	11.3	17. NABURGS, Joel-STET	Jr	28	26	115	141	5.0	
18. CECIL, Justin-MUM	Sr	37	139	82	45	405	10.9	18. SAUNDERS, Scott-BEL	Sr	35	52	123	175	5.0	
19. WALLACE, Travis-UNF	So	32	144	0	62	350	10.9	19. GALVIN, Tevin-JU	Sr	25	38	86	124	5.0	
20. GRANBERRY, Jerron-UNF	Jr	31	98	76	67	339	10.9	20. MAXEY, Jodd-UPST	So	34	86	78	164	4.8	
21. POWELL, Glenn-JU	Jr	30	147	0	34	328	10.9								
22. DUBOSE, Marcus-ETSU	Jr	31	123	37	52	335	10.8								
23. HANLEN, Drew-BEL	Sr	35	117	94	50	378	10.8								
24. GOLLON, Jakob-MUM	So	37	135	26	93	389	10.5								
25. SAUNDERS, Scott-BEL	Sr	35	123	0	112	358	10.2								
26. HUBBARD, Tommy-ETSU	Sr	30	114	20	56	304	10.1								
27. SMITH, Malcolm-LIP	Fr	31	98	0	111	307	9.9								
28. HEDGEPEETH, Mick-BEL	Sr	35	125	0	86	336	9.6								
29. COOLEY, Sheldon-ETSU	Jr	27	99	17	44	259	9.6								
30. GLENN, Ricardo-UPST	So	34	123	0	78	324	9.5								
FIELD GOAL PCT						ASSISTS									
	Cl	G	FGM	FGA	Pct.		Cl	G	No.	Avg/G					
1. COURSEY, Daniel-MUM	So	37	125	200	.625	1. COMER, Brett-FGCU	Fr	32	178	5.6					
2. GLENN, Justin-LIP	Sr	31	102	172	.593	2. JOHNSON, Kerron-BEL	Jr	34	177	5.2					
3. POWELL, Glenn-JU	Jr	30	147	263	.559	3. SOLLAZZO, Adam-ETSU	Sr	31	137	4.4					
4. BROWN, Isiah-ETSU	Sr	31	154	276	.558	4. HALL, Langston-MUM	So	37	156	4.2					
5. SAUNDERS, Scott-BEL	Sr	35	123	225	.547	5. POWELL, Russell-JU	Jr	30	119	4.0					
6. DIAZ, Andy-UNF	Jr	32	124	228	.544	6. HANLEN, Drew-BEL	Sr	35	135	3.9					
7. Anderson, Aaron-KSU	Jr	31	123	227	.542	7. Dixon, Spencer-KSU	Sr	31	119	3.8					
8. HEDGEPEETH, Mick-BEL	Sr	35	125	235	.532	8. WILLIAMS, Jimmy-UNF	Sr	32	111	3.5					
9. GLENN, Ricardo-UPST	So	34	123	235	.523	9. SMITH, Damarius-LIP	Fr	29	98	3.4					
10. JOHNSON, Kerron-BEL	Jr	34	145	280	.518	10. GOLLON, Jakob-MUM	So	37	121	3.3					
11. MAXEY, Jodd-UPST	So	34	106	205	.517	11. WILSON, Will-UNF	Jr	32	98	3.1					
12. PEGG, Adam-STET	Jr	29	165	320	.516	12. Love, Delbert-KSU	Fr	31	92	3.0					
13. WALLACE, Travis-UNF	So	32	144	281	.512	13. NABURGS, Joel-STET	Jr	28	74	2.6					
14. THOMAS, Bud-MUM	So	37	117	236	.496	14. WILLIAMS, Zavion-LIP	Fr	26	68	2.6					
15. BROWN, Sherwood-FGCU	Jr	28	132	277	.477	15. GRAHAM, Aaron-STET	So	29	73	2.5					

2011-12 Atlantic Sun Conference
INDIVIDUAL BASKETBALL STATISTICS
Through games of Mar 27, 2012 (All games)

FREE THROW PCT					
	Cl	G	FTM	FTA	Pct.
1. SMITH, Parker-UNF	Jr	32	83	99	.838
2. GOLLON, Jakob-MUM	So	37	93	113	.823
3. GREENE, Ty-UPST	Fr	34	112	144	.778
GRAHAM, Aaron-STET	So	29	77	99	.778
5. SAUNDERS, Scott-BEL	Sr	35	112	146	.767
6. JOHNSON, Kerron-BEL	Jr	34	154	201	.766
7. HALL, Langston-MUM	So	37	98	130	.754
8. GRANBERRY, Jerron-UNF	Jr	31	67	90	.744
9. WILLIAMS, Zavion-LIP	Fr	26	54	73	.740
10. PEGG, Adam-STET	Jr	29	85	117	.726
11. CABELL, Aloys-JU	So	29	88	126	.698
12. GRAHAM, Delwan-JU	Sr	30	81	116	.698
13. COMER, Brett-FGCU	Fr	32	74	108	.685
14. CRAIG, Torrey-UPST	So	34	88	129	.682
15. SOLLAZZO, Adam-ETSU	Sr	31	142	215	.660

STEALS				
	Cl	G	No.	Avg/G
1. COOLEY, Sheldon-ETSU	Jr	27	67	2.5
2. HUBBARD, Tommy-ETSU	Sr	30	67	2.2
3. THOMPSON, Bernard-FGCU	Fr	32	57	1.8
4. Love, Delbert-KSU	Fr	31	53	1.7
5. MAXEY, Jodd-UPST	So	34	56	1.6
6. SOLLAZZO, Adam-ETSU	Sr	31	51	1.6
7. GOLLON, Jakob-MUM	So	37	59	1.6
8. Dixon, Spencer-KSU	Sr	31	48	1.5
9. GREENE, Ty-UPST	Fr	34	52	1.5
10. BROWN, Isiah-ETSU	Sr	31	44	1.4
11. JOHNSON, Kerron-BEL	Jr	34	48	1.4
12. WILLIAMS, Zavion-LIP	Fr	26	35	1.3
13. GRAHAM, Aaron-STET	So	29	39	1.3
14. CRAIG, Torrey-UPST	So	34	45	1.3
15. POWELL, Russell-JU	Jr	30	39	1.3

3-POINT FG PCT					
	Cl	G	3FG	FGA	Pct.
1. HANLEN, Drew-BEL	Sr	35	94	195	.482
2. CVJETICANIN, Filip-FGCU	Fr	32	56	130	.431
3. VARIDEL, Christophe-FGCU	So	32	60	143	.420
4. SMITH, Parker-UNF	Jr	32	96	234	.410
5. CABELL, Aloys-JU	So	29	42	103	.408
6. CLARK, Ian-BEL	Jr	34	92	227	.405
7. GREENE, Ty-UPST	Fr	34	56	140	.400
8. GRANBERRY, Jerron-UNF	Jr	31	76	193	.394
9. THOMPSON, Bernard-FGCU	Fr	32	36	95	.379
10. CECIL, Justin-MUM	Sr	37	82	219	.374
11. BROWN, Sherwood-FGCU	Jr	28	45	122	.369
12. HALL, Langston-MUM	So	37	68	185	.368
13. JONES, Jarvis-ETSU	Jr	31	36	100	.360
14. GRAHAM, Aaron-STET	So	29	68	190	.358
15. CRAIG, Torrey-UPST	So	34	83	238	.349

3-POINT FG MADE				
	Cl	G	3FG	Avg/G
1. SMITH, Parker-UNF	Jr	32	96	3.0
2. CLARK, Ian-BEL	Jr	34	92	2.7
3. HANLEN, Drew-BEL	Sr	35	94	2.7
4. GRANBERRY, Jerron-UNF	Jr	31	76	2.5
5. CRAIG, Torrey-UPST	So	34	83	2.4
6. Dixon, Spencer-KSU	Sr	31	74	2.4
7. GRAHAM, Aaron-STET	So	29	68	2.3
8. CECIL, Justin-MUM	Sr	37	82	2.2
9. Love, Delbert-KSU	Fr	31	65	2.1
10. VARIDEL, Christophe-FGCU	So	32	60	1.9
11. HALL, Langston-MUM	So	37	68	1.8
12. NABURGS, Joel-STET	Jr	28	51	1.8
13. CVJETICANIN, Filip-FGCU	Fr	32	56	1.8
14. GREENE, Ty-UPST	Fr	34	56	1.6
15. BROWN, Sherwood-FGCU	Jr	28	45	1.6

BLOCKED SHOTS				
	Cl	G	No.	Avg/G
1. COURSEY, Daniel-MUM	So	37	88	2.4
2. GLENN, Justin-LIP	Sr	31	49	1.6
3. MAXEY, Jodd-UPST	So	34	47	1.4
4. BROWN, Isiah-ETSU	Sr	31	42	1.4
5. GREEN, Willie-STET	So	29	39	1.3
6. POWELL, Glenn-JU	Jr	30	37	1.2
7. SAUEY, Matt-UNF	Sr	32	39	1.2
8. FIELER, Chase-FGCU	So	32	38	1.2
9. CRAIG, Torrey-UPST	So	34	37	1.1
10. OLUMUYIWA, Babatunde-UPST	So	34	35	1.0
11. PODERIS, Lukas-ETSU	Jr	31	31	1.0
12. MURRAY, Eddie-FGCU	Jr	32	30	0.9
13. GRAHAM, Delwan-JU	Sr	30	28	0.9
14. SAUNDERS, Scott-BEL	Sr	35	27	0.8
15. DIAZ, Andy-UNF	Jr	32	23	0.7

ASSIST/TURNOVER RATIO					
	Cl	G	Ast.	T/O	Ratio
1. HANLEN, Drew-BEL	Sr	35	135	61	2.2
2. POWELL, Russell-JU	Jr	30	119	54	2.2
3. JOHNSON, Kerron-BEL	Jr	34	177	81	2.2
4. HALL, Langston-MUM	So	37	156	99	1.6
5. WILSON, Will-UNF	Jr	32	98	68	1.4
6. SOLLAZZO, Adam-ETSU	Sr	31	137	97	1.4
7. SMITH, Damarius-LIP	Fr	29	98	71	1.4
8. COMER, Brett-FGCU	Fr	32	178	136	1.3
9. Dixon, Spencer-KSU	Sr	31	119	92	1.3
10. WILLIAMS, Jimmy-UNF	Sr	32	111	94	1.2
11. GOLLON, Jakob-MUM	So	37	121	116	1.0

2011-12 Atlantic Sun Conference
INDIVIDUAL BASKETBALL STATISTICS
Through games of Mar 27, 2012 (All games)

OFFENSIVE REBOUNDS	Cl	G	No.	Avg/G
1. GLENN, Ricardo-UPST	So	34	128	3.8
2. Anderson, Aaron-KSU	Jr	31	100	3.2
3. HUBBARD, Tommy-ETSU	Sr	30	80	2.7
4. POWELL, Glenn-JU	Jr	30	79	2.6
5. BROWN, Isiah-ETSU	Sr	31	79	2.5
6. MAXEY, Jodd-UPST	So	34	86	2.5
7. GRAHAM, Delwan-JU	Sr	30	74	2.5
8. CRAIG, Torrey-UPST	So	34	80	2.4
9. GLENN, Justin-LIP	Sr	31	69	2.2
PODERIS, Lukas-ETSU	Jr	31	69	2.2
11. HEDGEPEETH, Mick-BEL	Sr	35	75	2.1
12. Cummings, Markeith-KSU	Jr	30	63	2.1
13. WALLACE, Travis-UNF	So	32	66	2.1
14. PEGG, Adam-STET	Jr	29	59	2.0
15. SMITH, Malcolm-LIP	Fr	31	61	2.0

DEFENSIVE REBOUNDS	Cl	G	No.	Avg/G
1. Anderson, Aaron-KSU	Jr	31	180	5.8
2. CRAIG, Torrey-UPST	So	34	183	5.4
3. GLENN, Justin-LIP	Sr	31	159	5.1
4. HUBBARD, Tommy-ETSU	Sr	30	136	4.5
5. GOLLON, Jakob-MUM	So	37	161	4.4
6. NABURGS, Joel-STET	Jr	28	115	4.1
7. GRAHAM, Delwan-JU	Sr	30	123	4.1
8. BROWN, Sherwood-FGCU	Jr	28	111	4.0
9. SOLLAZZO, Adam-ETSU	Sr	31	119	3.8
10. THOMPSON, Bernard-FGCU	Fr	32	122	3.8
11. POWELL, Glenn-JU	Jr	30	113	3.8
12. SAUNDERS, Scott-BEL	Sr	35	123	3.5
13. GLENN, Ricardo-UPST	So	34	119	3.5
14. HEDGEPEETH, Mick-BEL	Sr	35	122	3.5
15. GRAHAM, Aaron-STET	So	29	101	3.5

MINUTES PLAYED	Cl	G	No.	Avg/G
1. Dixon, Spencer-KSU	Sr	31	1148	37.0
2. Love, Delbert-KSU	Fr	31	1131	36.5
3. SOLLAZZO, Adam-ETSU	Sr	31	1083	34.9
4. Cummings, Markeith-KSU	Jr	30	1045	34.8
5. HALL, Langston-MUM	So	37	1284	34.7
6. HUBBARD, Tommy-ETSU	Sr	30	971	32.4
7. Anderson, Aaron-KSU	Jr	31	1002	32.3
8. POWELL, Russell-JU	Jr	30	961	32.0
9. GOLLON, Jakob-MUM	So	37	1174	31.7
10. THOMAS, Bud-MUM	So	37	1167	31.5

2011-12 Atlantic Sun Conference
INDIVIDUAL BASKETBALL STATISTICS
Through games of Mar 27, 2012 (All games)

<u>TEAM IDENTIFICATION</u>	<u>Team ID</u>
Belmont	BEL
ETSU	ETSU
FGCU	FGCU
Jacksonville	JU
Kennesaw State	KSU
Lipscomb	LIP
Mercer	MUM
North Florida	UNF
Stetson	STET
USC Upstate	UPST

2011-12 Atlantic Sun Conference
 Conference Team Highs
 Through games of Mar 27, 2012 (All games)

TEAM HIGHS (highest totals made by)

Points	106		Belmont at Stetson (02/13/12)
	104		Lipscomb vs Stetson (01/16/12)
Margin	46	(87-41)	Belmont vs Towson (11/19/11)
	46	(98-52)	Belmont vs Kennesaw State (12/01/11)
Field goals made	41		Lipscomb vs Stetson (01/16/12)
	40		FGCU vs Longwood (1/24/12)
Field goal attempts	79		FGCU vs Stetson (02/17/12)
	77		FGCU at Lipscomb (01/14/12)
	77		USC Upstate vs Stetson (02/25/12)
Field goal percentage	.667	(24-36)	Mercer at Navy (12-30-11)
	.647	(33-51)	FGCU at Stetson (01/20/12)
3-Pt FG made	15		Belmont vs Kennesaw State (12/01/11)
	15		Stetson at Belmont (1/14/12)
	15		Lipscomb at ETSU (1/21/12)
	15		Stetson vs Belmont (02/13/12)
	15		USC Upstate vs FGCU (02/23/12)
3-Pt FG attempts	40		FGCU vs Stetson (02/17/12)
	39		Belmont vs Kennesaw State (12/01/11)
3-Pt percentage	.778	(7-9)	USC Upstate at Jacksonville State (01/30/12)
	.667	(2-3)	ETSU at Appalachian State (12/10/11)
Free throws made	31		Belmont at Jacksonville (1/04/12)
	30		Belmont vs Mercer (12/3/11)
	30		FGCU vs Maine (12/29/11)
	30		Lipscomb at Stetson (02/11/12)
Free throw attempts	42		Belmont at Jacksonville (1/04/12)
	42		Lipscomb at Stetson (02/11/12)
Free throw percentage	1.000	(6-6)	Mercer vs Kennesaw State (1/13/12)
	.952	(20-21)	Belmont at Stetson (02/13/12)
Rebounds	54		Stetson at Florida A&M (11.14.11)
	54		ETSU vs Milligan (12/19/11)
Assists	30		Belmont vs Kennesaw State (12/01/11)
	27		Belmont vs FGCU (1/16/12)
Steals	18		ETSU vs Appalachian State (11/15/11)
	18		ETSU vs James Madison (1/30/12)
Blocked shots	10		FGCU vs USC Upstate (12/19/11)
	10		Mercer vs Lipscomb (2/23/12)
Turnovers	29		FGCU at Texas Christian (11/11/11)
	29		Stetson vs Bethune-Cookman (11/11/11)
Fouls	31		Mercer at Belmont (12/3/11)
	31		Stetson vs Lipscomb (02/11/12)

2011-12 Atlantic Sun Conference
 Conference Individual Highs
 Through games of Mar 27, 2012 (All games)

INDIVIDUAL PLAYER GAME HIGHS

Points	46		SMITH, Parker (North Florida) vs Mercer (02-20-12)
	33		BURGASON, Jordan (Lipscomb) at ETSU (1/21/12)
Field goals made	13		PEGG, Adam (Stetson) vs Belmont (02/13/12)
	13		WALLACE, Travis (North Florida) vs Kennesaw State (02-18-12)
	13		SMITH, Parker (North Florida) vs Mercer (02-20-12)
Field goal attempts	26		DUBOSE, Marcus (ETSU) vs Troy (11/19/11)
	23		BROWN, Sherwood (FGCU) at USC Upstate (02/23/12)
Field goal percentage	.917	(11-12)	HEDGEPEETH, Mick (Belmont) vs Stetson (1/14/12)
	.889	(8-9)	COURSEY, Daniel (Mercer) at Belmont (12/3/11)
	.889	(8-9)	DIAZ, Andy (North Florida) vs Stetson (02-04-12)
3-Pt FG made	11		SMITH, Parker (North Florida) vs Mercer (02-20-12)
	9		BURGASON, Jordan (Lipscomb) at Iowa State (12-21-11)
	9		BURGASON, Jordan (Lipscomb) at ETSU (1/21/12)
3-Pt FG attempts	17		SMITH, Parker (North Florida) vs Mercer (02-20-12)
	17		SMITH, Parker (North Florida) vs ETSU (3/1/12)
3-Pt percentage	1.000	(6-6)	GRANBERRY, Jerron (North Florida) vs Stetson (02-04-12)
	1.000	(5-5)	SMITH, Parker (North Florida) vs Jackson State (11-25-11)
	1.000	(5-5)	SMITH, Parker (North Florida) vs Lipscomb (01-04-12)
	1.000	(5-5)	Love, Delbert (Kennesaw State) vs ETSU (2/04/12)
Free throws made	16		JOHNSON, Kerron (Belmont) vs Mercer (12/3/11)
	13		WILLIAMS, Zavion (Lipscomb) vs SIU Edwardsville (11-22-11)
Free throw attempts	19		JOHNSON, Kerron (Belmont) vs Mercer (12/3/11)
	16		WILLIAMS, Zavion (Lipscomb) vs SIU Edwardsville (11-22-11)
	16		Cummings, Markeith (Kennesaw State) at Jacksonville (2/20/12)
Free throw percentage	1.000	(10-10)	SMITH, Malcolm (Lipscomb) vs Mercer (12/01/11)
	1.000	(10-10)	CRAIG, Torrey (USC Upstate) at UNC Asheville (12/04/11)
	1.000	(10-10)	JOHNSON, Kerron (Belmont) at Marshall (12/19/11)
	1.000	(9-9)	SMITH, Parker (North Florida) vs Mercer (02-20-12)
	1.000	(8-8)	GRAHAM, Aaron (Stetson) vs Saint Leo (11/18/11)
	1.000	(8-8)	Love, Delbert (Kennesaw State) vs Texas A&M-CC (12/23/11)
	1.000	(8-8)	SOLLAZZO, Adam (ETSU) vs Mercer (1/7/12)
	1.000	(8-8)	COMER, Brett (FGCU) at Stetson (01/20/12)
	1.000	(8-8)	JEUNE, David (North Florida) at Belmont (1/30/12)
	1.000	(8-8)	JOHNSON, Kerron (Belmont) at FGCU (02/11/12)
	1.000	(8-8)	COURSEY, Daniel (Mercer) vs Tennessee State (3/13/12)
	1.000	(8-8)	GREENE, Ty (USC Upstate) vs Kent State (03/15/12)
Rebounds	17		Anderson, Aaron (Kennesaw State) vs Texas A&M-CC (12/23/11)
	17		Anderson, Aaron (Kennesaw State) at Charlotte (01/18/12)
	17		GLENN, Ricardo (USC Upstate) vs ETSU (01/27/12)
Assists	12		COMER, Brett (FGCU) vs Longwood (1/24/12)
	11		SOLLAZZO, Adam (ETSU) vs Troy (11/19/11)
Steals	7		COOLEY, Sheldon (ETSU) vs Appalachian State (11/15/11)
	7		BOYD, Robert (Lipscomb) vs Austin Peay (11/28/11)
	7		MAXEY, Jodd (USC Upstate) vs Lipscomb (01/23/12)
	7		GOLLON, Jakob (Mercer) at Jacksonville (2/18/12)
Blocked shots	6		COURSEY, Daniel (Mercer) at Tulsa (12/28/11)
	6		COURSEY, Daniel (Mercer) vs Belmont (2/25/12)
Turnovers	9		Love, Delbert (Kennesaw State) at FGCU (1/28/12)
	8		SOLLAZZO, Adam (ETSU) at Clemson (1/1/12)
	8		COMER, Brett (FGCU) vs Kennesaw State (1/28/12)